
Porticus 2024 Grantee Perception Report - Overall

Generated on July 10, 2024



THE CENTER FOR
EFFECTIVE PHILANTHROPY

675 Massachusetts Avenue
7th Floor
Cambridge, MA 02139
617-492-0800

131 Steuart Street
Suite 501
San Francisco, CA 94105
415-391-3070

cep.org

The online version of this report can be accessed at cep.surveymresults.org

Survey Information 1

Key Ratings Summary 2

Grantmaking Characteristics 3

Overall Impact 5

Advancing Knowledge and Public Policy 5

Overall Understanding 7

Assistance Beyond the Grant 9

People and Communities Served 13

Gender Equity and Social Inclusion 15

Funder-Grantee Relationships 16

Interaction Patterns 17

Communication 19

Grant Processes 21

Selection Process 21

Reporting and Evaluation Process 23

Reporting Process 24

Evaluation Process 25

Monetary Return and Time Spent on Processes 26

Time Spent on Selection Process 26

Time Spent on Reporting and Evaluation Process 27

Porticus Customized Questions 29

Grantees' Written Comments 31

Quality of Processes, Interactions and Communications 31

Suggestion Topics 31

Selected Suggestions 32

Contextual Data 36

Grantee Characteristics 38

Funder Characteristics 39

Methodology, Analysis, and Respondent Demographics..... 41

Standard Comparative Cohorts 41

Respondent Demographics 42

Respondent Job Title 44

Additional Survey Information 45

About CEP and Contact Information..... 48

Survey Information

Many of the charts in this report are shown in this format. See below for an explanation of the chart elements.

Missing data: Selected grantee ratings are not displayed in this report due to changes in the survey instrument, or when a question received fewer than ten responses.

Throughout this report, Porticus' survey results are compared to CEP's broader dataset of more than 60,000 grantee responses from over 350 funders built up over more than a decade of grantee surveys. A list of some funders who have recently participated in the GPR can be found at <https://cep.org/gpr-participants/>.

Customized Cohort

Porticus selected a set of 11 funders to create a smaller comparison group that more closely resembles Porticus in scale and scope.

Custom Cohort

Conrad N. Hilton Foundation

Ford Foundation

Global Fund For Children

IKEA Foundation

John D. and Catherine T. MacArthur Foundation

Oak Foundation

Porticus

The Children's Investment Fund Foundation

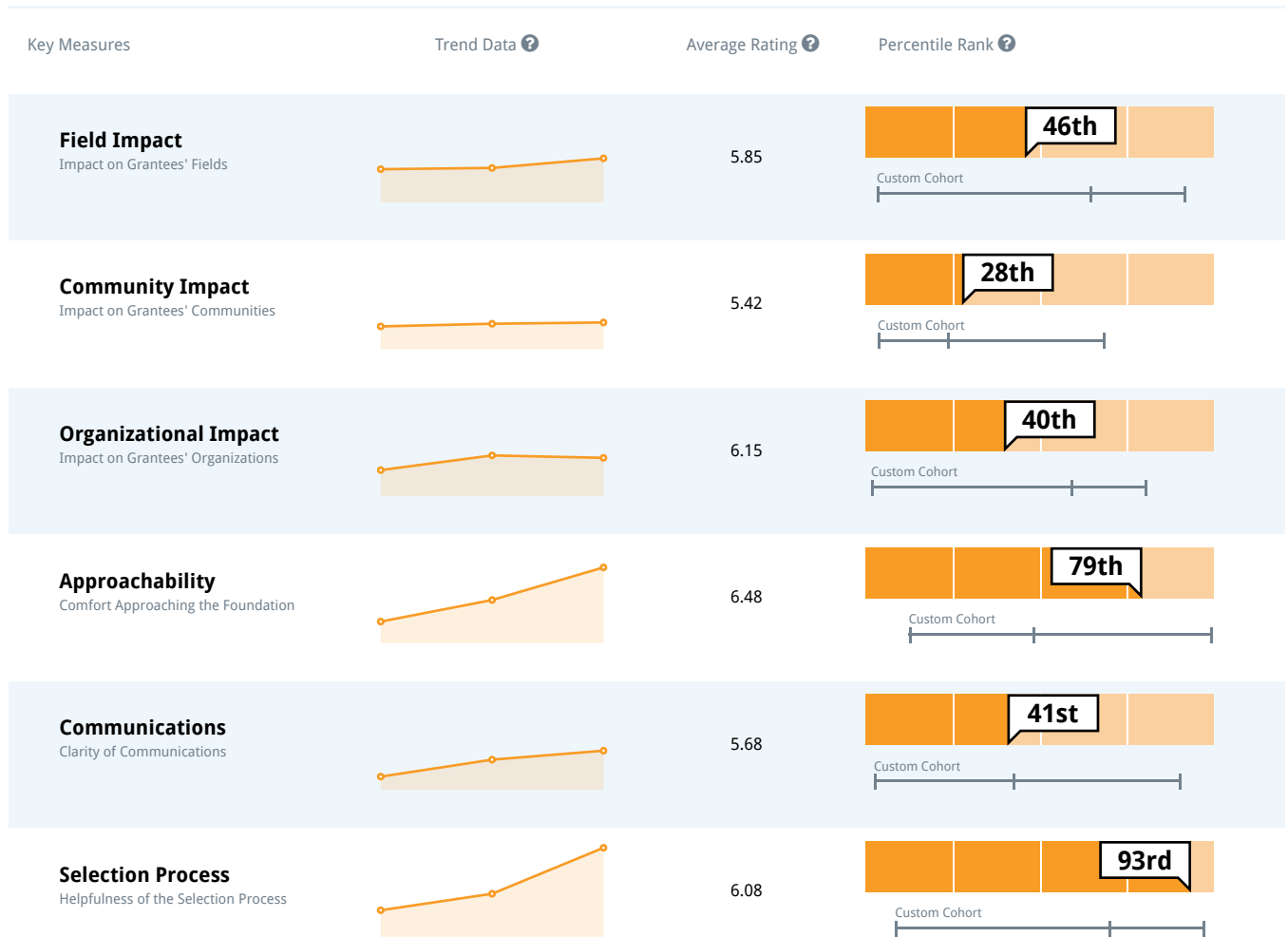
The David and Lucile Packard Foundation

The Rockefeller Foundation

The William and Flora Hewlett Foundation

Key Ratings Summary

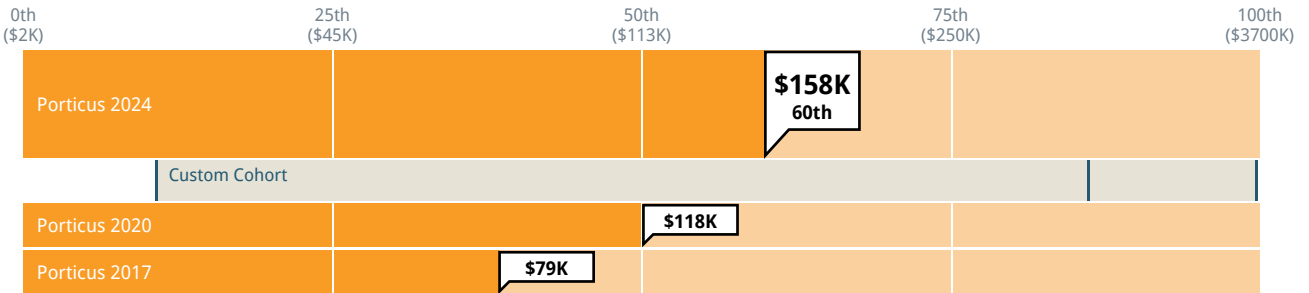
The following chart highlights a selection of Porticus' key results. Each of these data points corresponds to an individual survey measure that is displayed with additional detail in the subsequent pages of this report.



Grantmaking Characteristics

Funders make different choices about the ways they organize themselves, structure their grants, and the types of grantees they support. The following charts and tables show some of these important characteristics. The information is based on self-reported data from funders and grantees, and further detail is available in the Contextual Data section of this report.

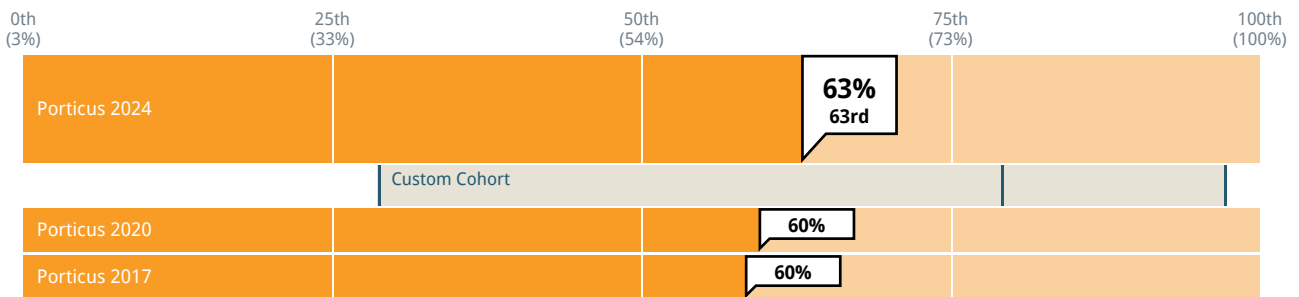
Median Grant Size



Cohort: Custom Cohort Past results: on Subgroup: None

Proportion of Multi-year Grants

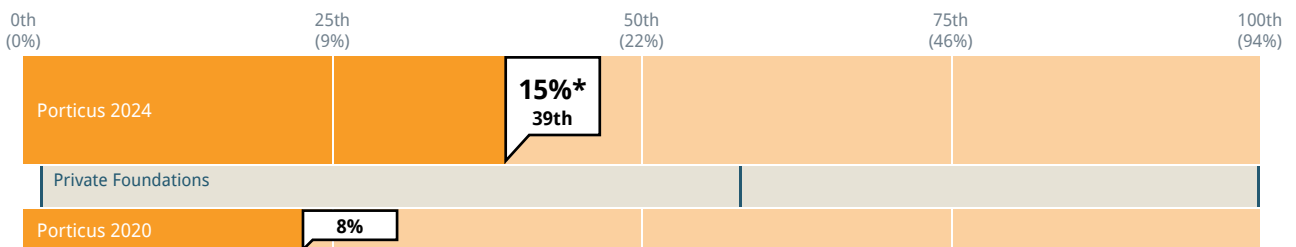
Proportion of grantees that report receiving grants for two years or longer



Cohort: Custom Cohort Past results: on Subgroup: None

Proportion of Unrestricted Funding

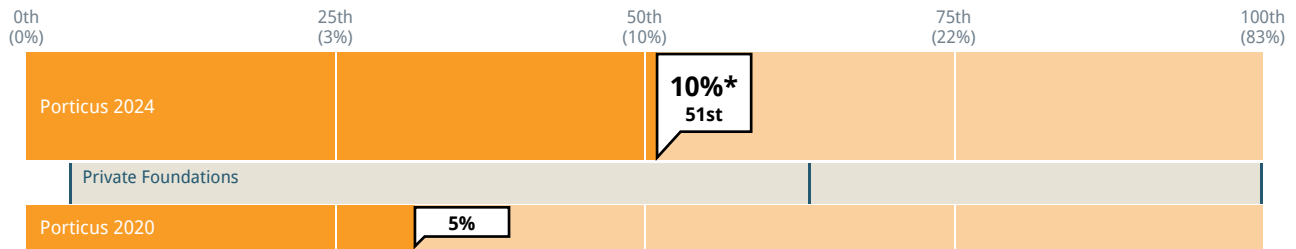
Proportion of grantees responding 'No, this funding was not restricted to a specific use (e.g., general operating, core support)'



Cohort: Private Foundations Past results: on Subgroup: None

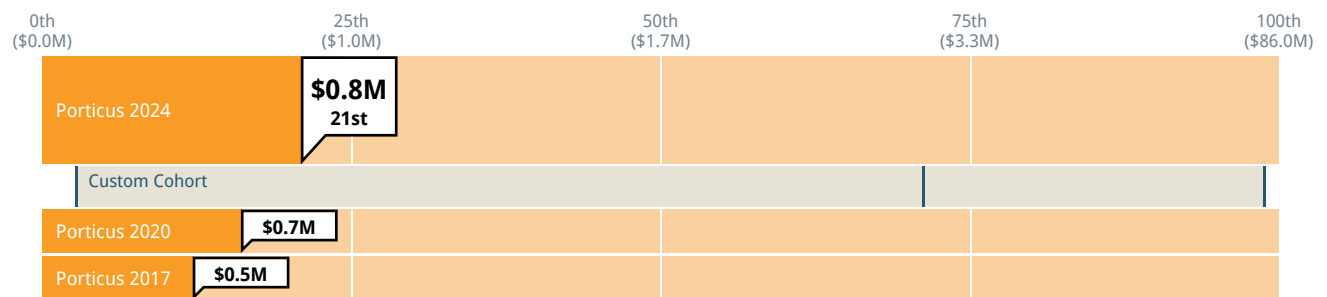
Proportion of Multi-year Unrestricted Grants

Proportion of grantees that report receiving grants for two years or longer and who report receiving general operating support funding that was not restricted to a specific use.



Cohort: Private Foundations Past results: on Subgroup: None

Median Organisational Budget



Cohort: Custom Cohort Past results: on Subgroup: None

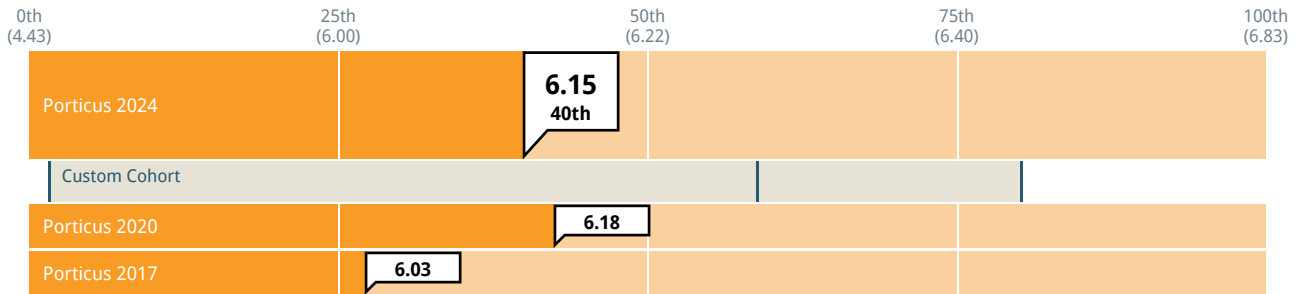
Selected Cohort: Custom Cohort					
Grant History	Porticus 2024	Porticus 2020	Porticus 2017	Average Funder	Custom Cohort
Percentage of first-time grants	33%	28%	33%	29%	34%

Selected Cohort: Custom Cohort			
Programme Staff Load	Porticus 2024	Median Funder	Custom Cohort
Dollars awarded per programme full-time employee	N/A	\$2.6M	\$5.2M
Applications per programme full-time employee	8	23	8
Active grants per programme full-time employee	19	31	22

Overall Impact

Overall, how would you rate Porticus' impact on your organisation?


1 = No impact 7 = Significant positive impact



Cohort: Custom Cohort Past results: on Subgroup: None

Overall, how would you rate Porticus' impact on your local community?

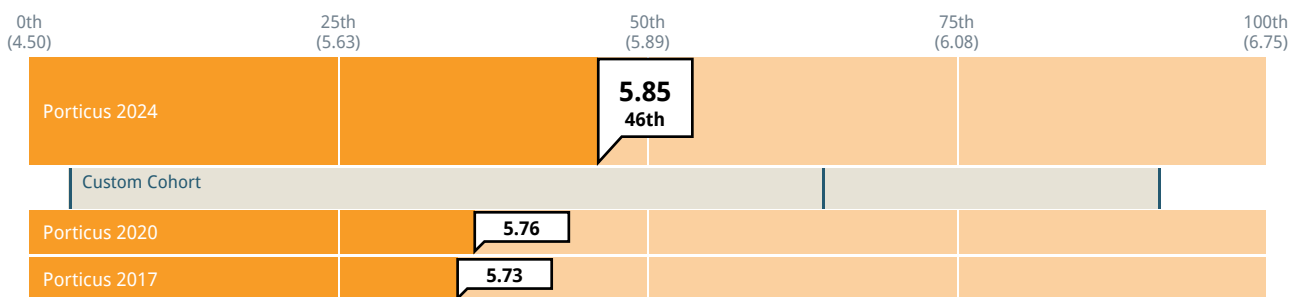
1 = No impact 7 = Significant positive impact



Cohort: Custom Cohort Past results: on Subgroup: None

Overall, how would you rate Porticus' impact on your field?

1 = No impact 7 = Significant positive impact

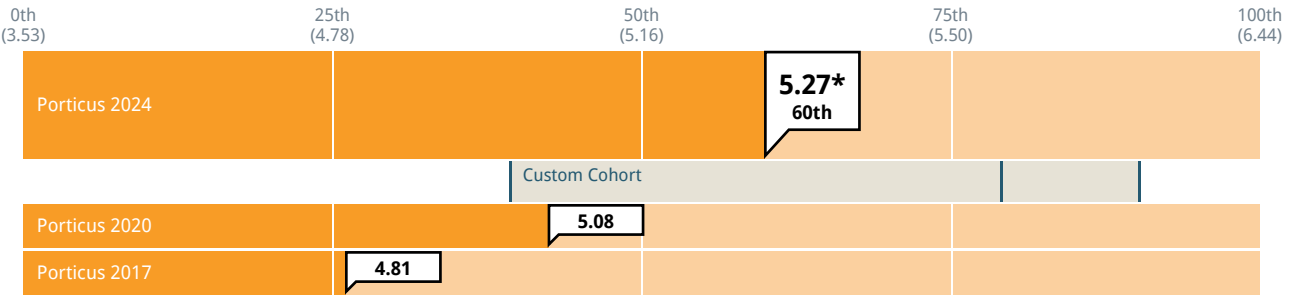


Cohort: Custom Cohort Past results: on Subgroup: None

Advancing Knowledge and Public Policy

To what extent has Porticus advanced the state of knowledge in your field?

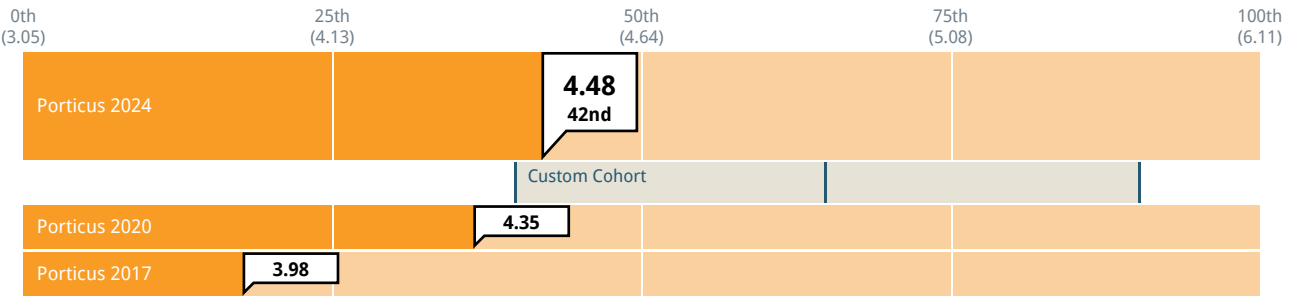
1 = Not at all 7 = Leads the field to new thinking and practice



Cohort: Custom Cohort Past results: on Subgroup: None

To what extent has Porticus affected public policy in your field?

1 = Not at all 7 = Major influence on shaping public policy

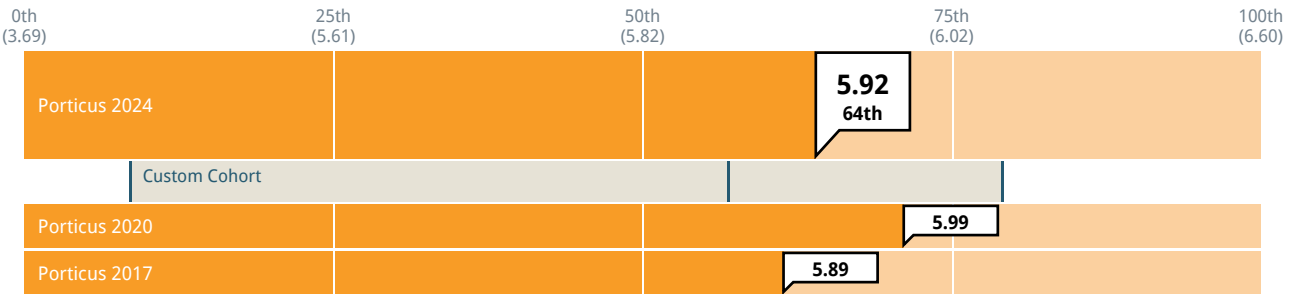


Cohort: Custom Cohort Past results: on Subgroup: None

Overall Understanding

How well does Porticus understand your organisation's strategy and goals?

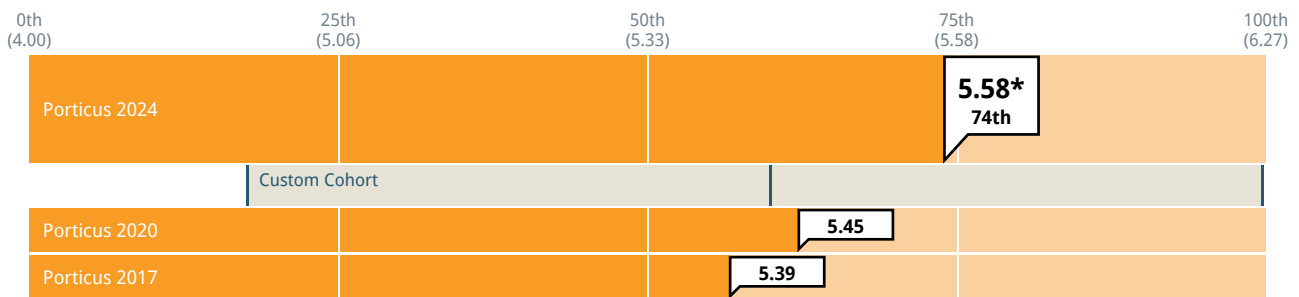
1 = Limited understanding 7 = Thorough understanding



Cohort: Custom Cohort Past results: on Subgroup: None

How aware is Porticus of the challenges that your organisation is facing?

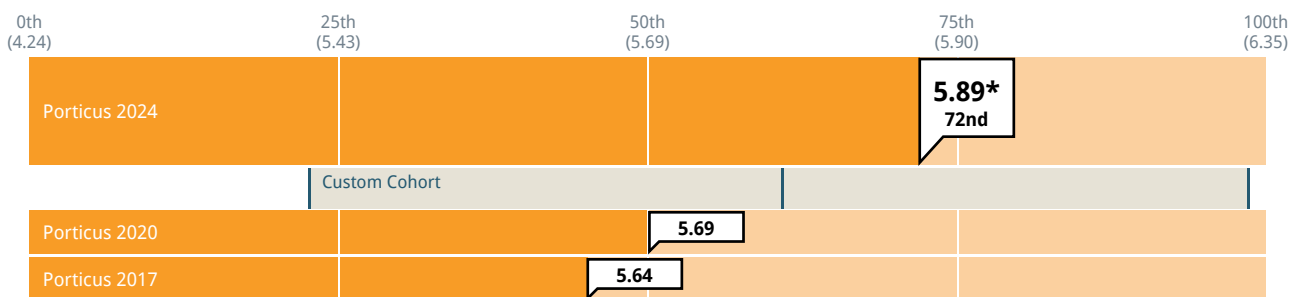
1 = Not at all aware 7 = Extremely aware



Cohort: Custom Cohort Past results: on Subgroup: None

How well does Porticus understand the social, cultural, or socioeconomic factors that affect your work?

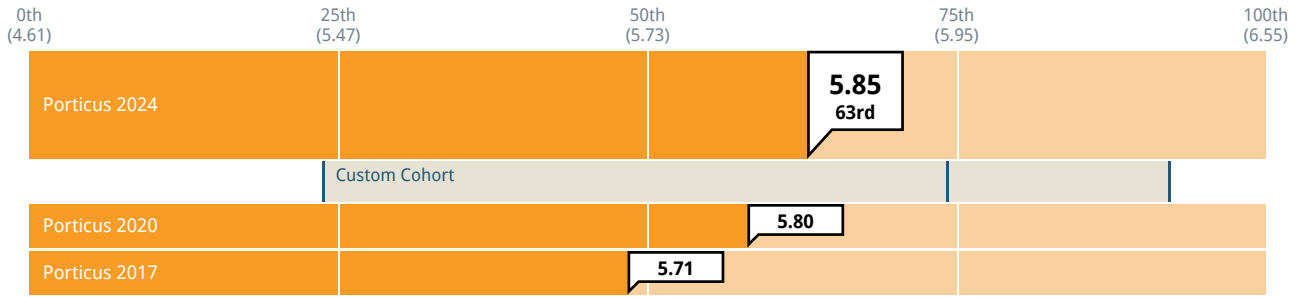
1 = Limited understanding 7 = Thorough understanding



Cohort: Custom Cohort Past results: on Subgroup: None

How well does Porticus understand the field in which you work?

1 = Limited understanding of the field 7 = Regarded as an expert in the field

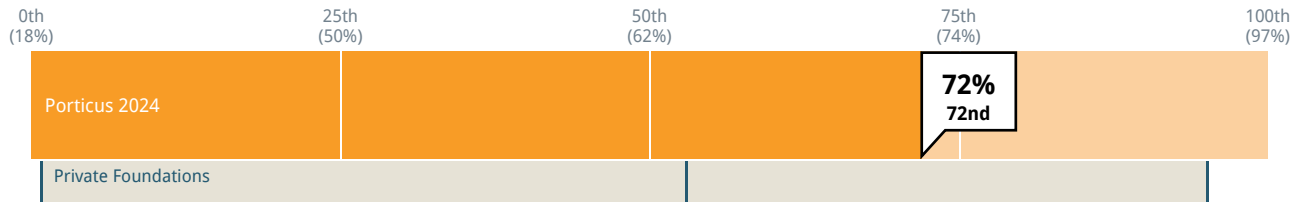


Cohort: Custom Cohort Past results: on Subgroup: None

Assistance Beyond the Grant

Proportion of Grantees Receiving Assistance Beyond the Grant

Proportion of grantees who indicate receiving at least one form of assistance beyond the grant

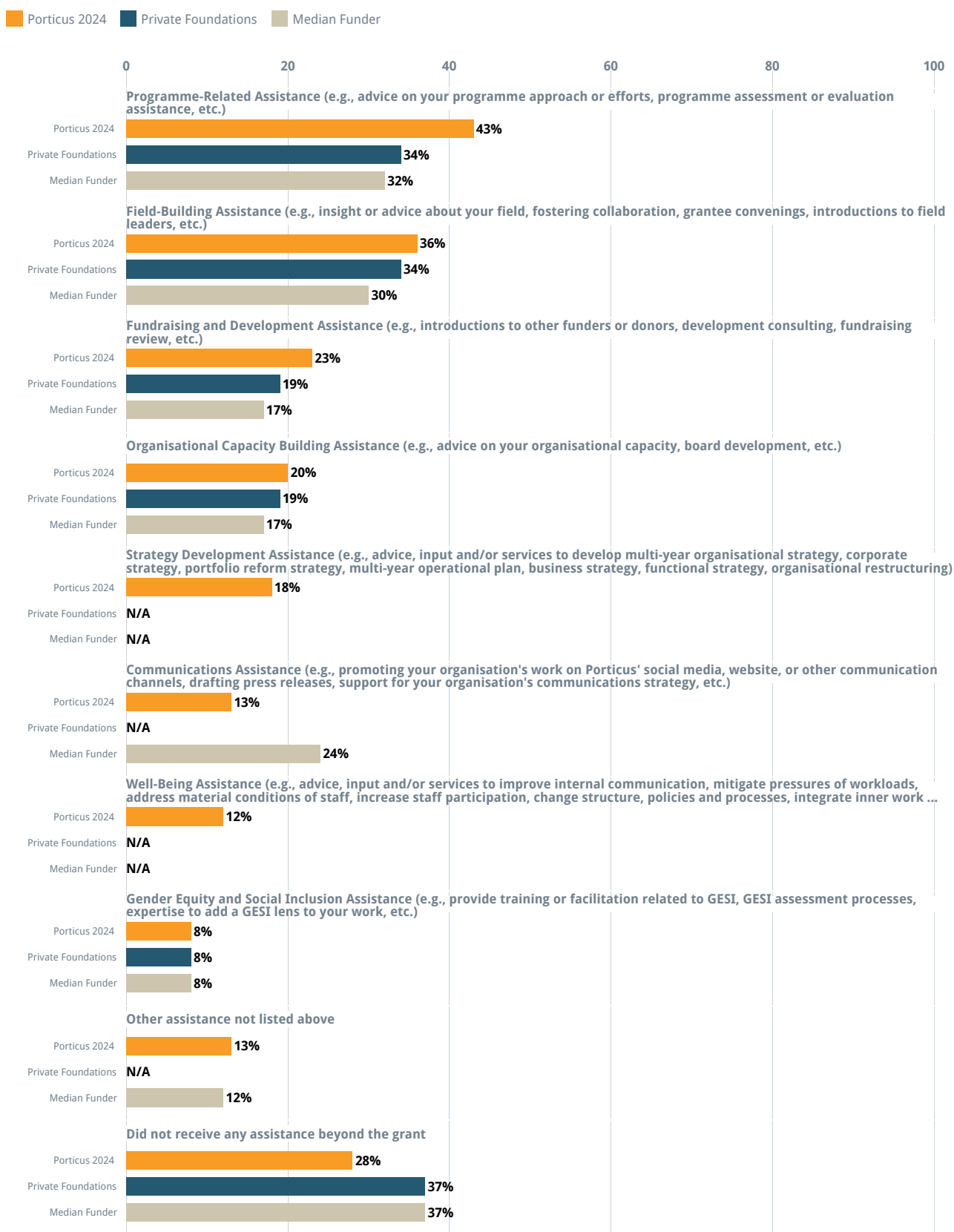


Cohort: Private Foundations **Past results:** on **Subgroup:** None

In the survey, respondents were asked about the assistance beyond the grant they received in a check-all-that-apply format. Therefore, the following charts provide greater detail on the previous assistance beyond the grant question.

Please note that "Communications Assistance" and "Other assistance not listed above" were added as options to this question in 2024, and these options depict comparative data from fewer than 25 funders in the dataset.

Please indicate any types of assistance beyond the grant that were a component of what you received from Porticus (from staff or a third party paid for by Porticus).



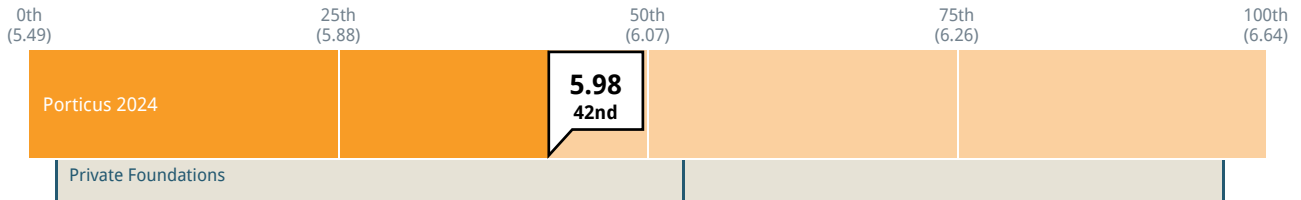
Cohort: Private Foundations Past results: on

Note: The following questions were asked only of grantees who indicated receiving at least one form of assistance beyond the grant in the previous question.

Please rate the extent to which you agree with the following statements about the assistance beyond the grant you received from Porticus.

The support I received met an important need for my organisation and/or programme

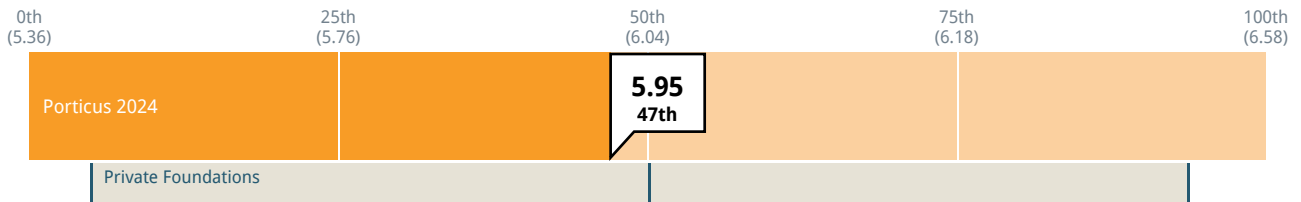
1 = Not at all 4 = Somewhat 7 = To a great extent



Cohort: Private Foundations Past results: on Subgroup: None

The support I received strengthened my organisation and/or programme

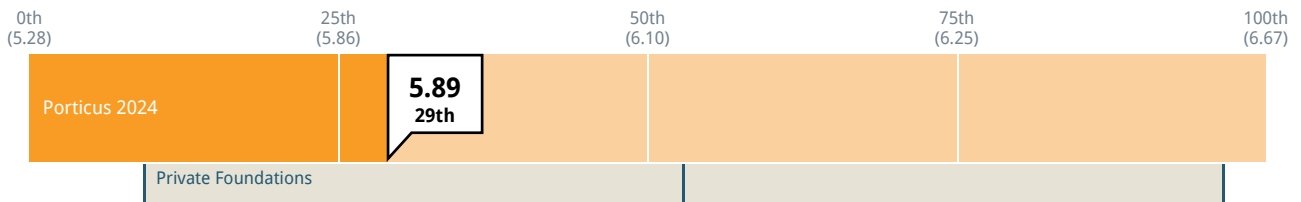
1 = Not at all 4 = Somewhat 7 = To a great extent



Cohort: Private Foundations Past results: on Subgroup: None

Porticus' assistance beyond the grant was a worthwhile use of the time required of us

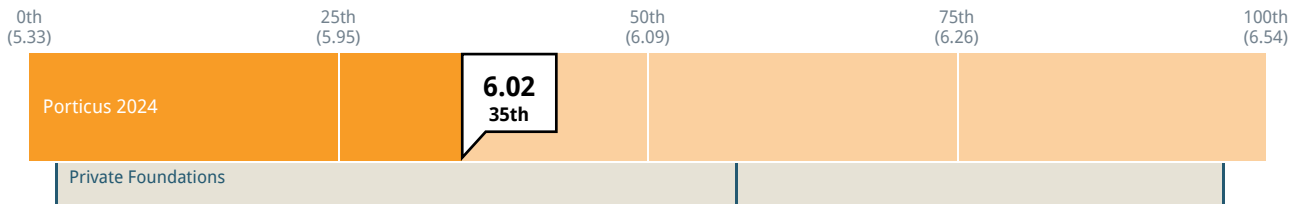
1 = Not at all 4 = Somewhat 7 = To a great extent



Cohort: Private Foundations Past results: on Subgroup: None

I felt Porticus would be open to feedback about the assistance beyond the grant it provided

1 = Not at all 4 = Somewhat 7 = To a great extent



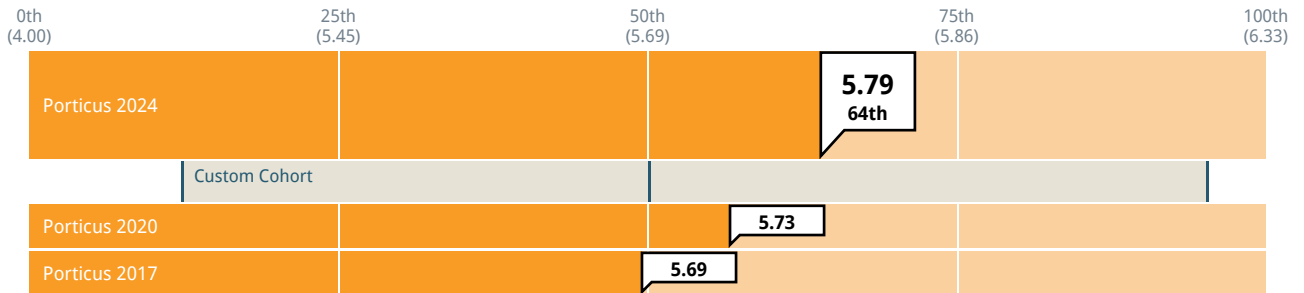
Cohort: Private Foundations Past results: on Subgroup: None

People and Communities Served

In the following question, we use the phrase “the people and communities that you serve” to refer to those your organisation seeks to serve through the services and/or programmes it provides.

How well does Porticus understand the needs of the people and communities that you serve?

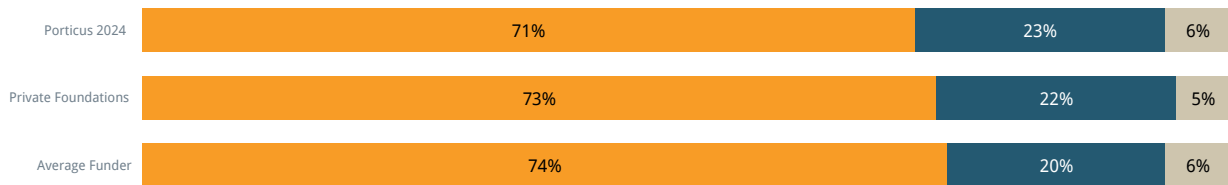
1 = Limited understanding 7 = Thorough understanding



Cohort: Custom Cohort Past results: on Subgroup: None

Are the efforts funded by this grant primarily meant to benefit historically disadvantaged groups?

Yes No Don't know

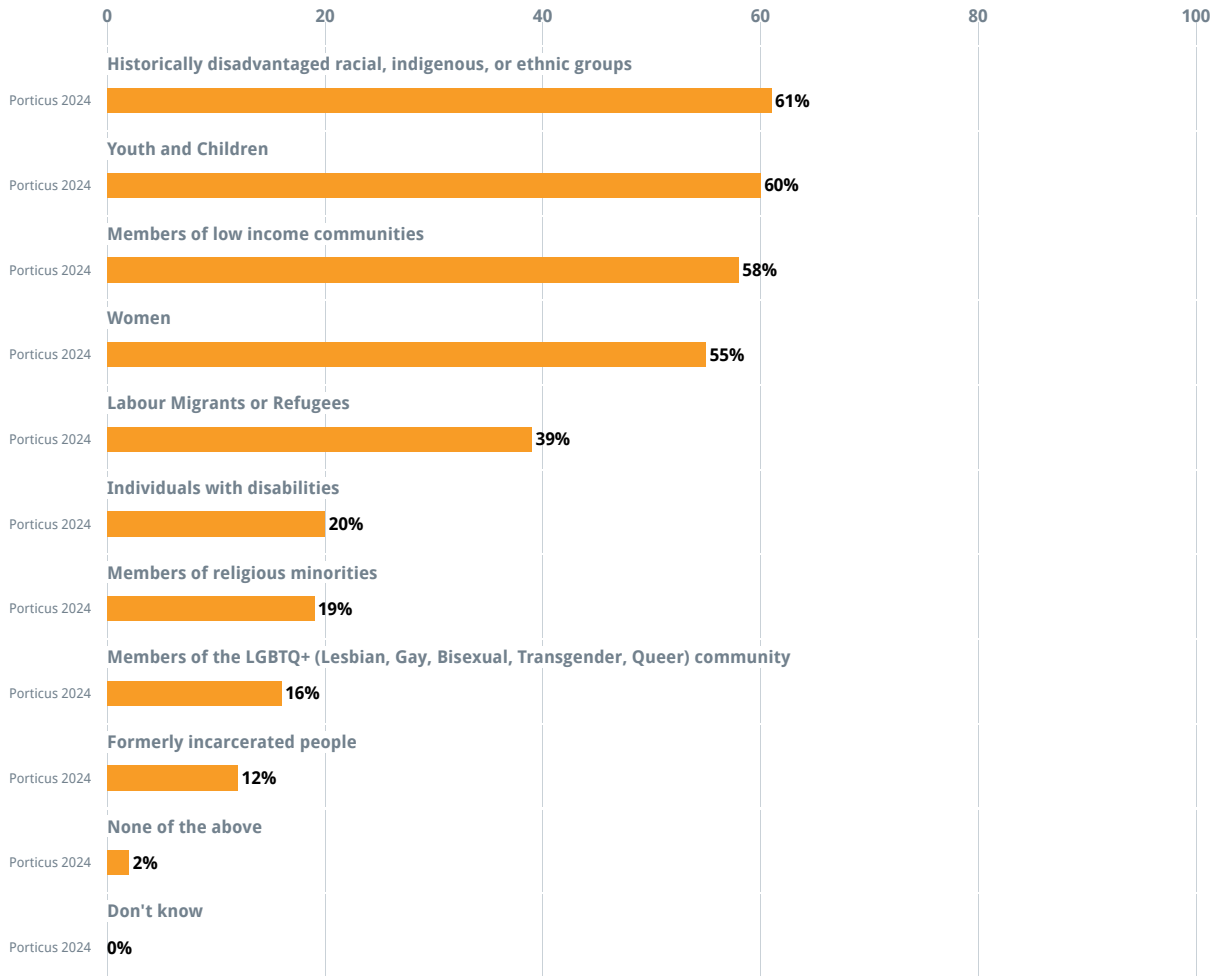


Cohort: Private Foundations Past results: on

The following question is asked only of grantees who answered "yes" to the question "Are the efforts funded by this grant primarily meant to benefit historically disadvantaged groups?"

Specifically, are any of the following populations the primary intended people and/or communities served by the efforts funded by this grant?

Porticus 2024

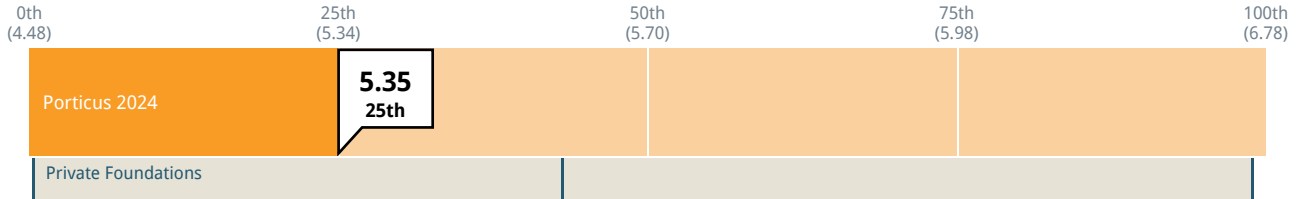


Cohort: None Past results: on

Gender Equity and Social Inclusion

To what extent do you agree or disagree that Porticus has clearly communicated what Gender Equity and Social Inclusion means for its work?

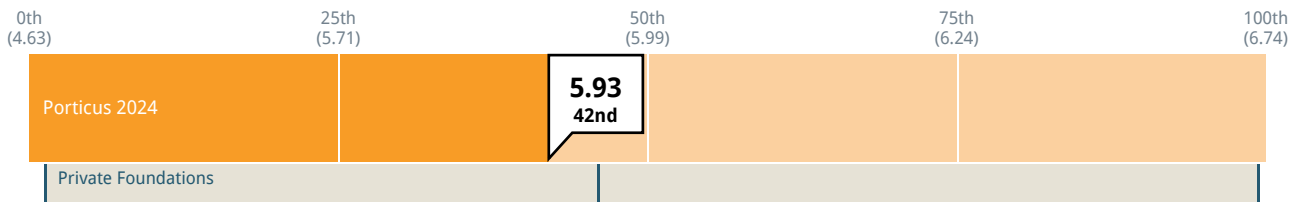
1 = Strongly disagree 4 = Neither agree nor disagree 7 = Strongly agree



Cohort: Private Foundations Past results: on Subgroup: None

To what extent do you agree or disagree that Porticus demonstrates an explicit commitment to Gender Equity and Social Inclusion in its work?

1 = Strongly disagree 4 = Neither agree nor disagree 7 = Strongly agree

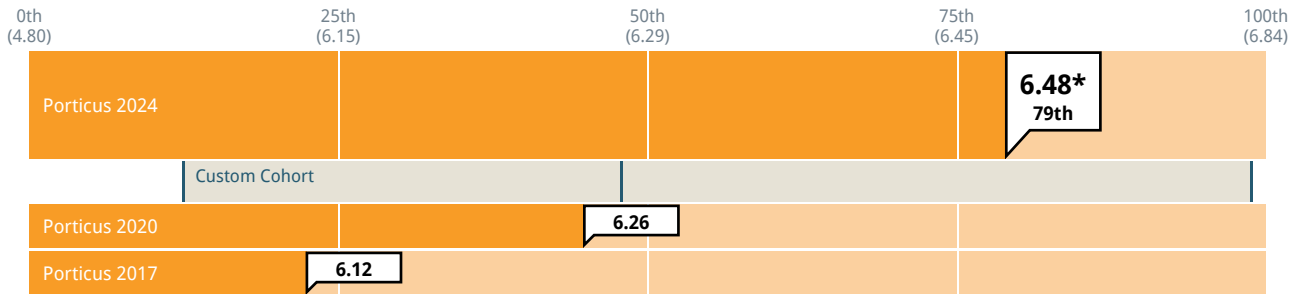


Cohort: Private Foundations Past results: on Subgroup: None

Funder-Grantee Relationships

How comfortable do you feel approaching Porticus if a problem arises?

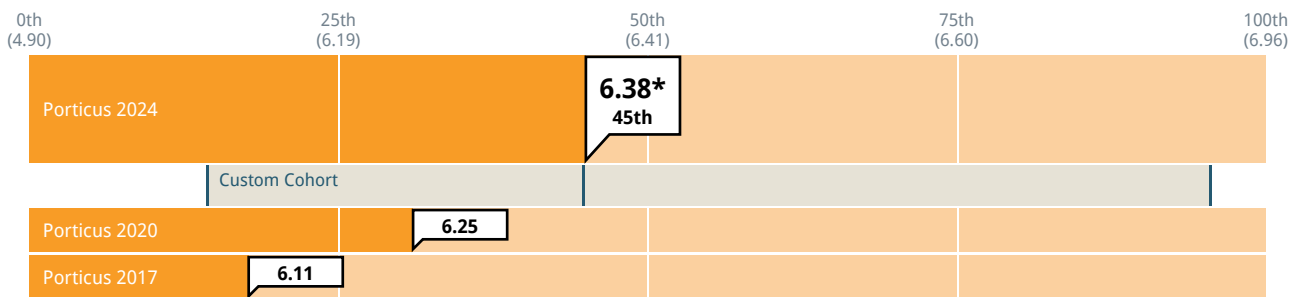
1 = Not at all comfortable 7 = Extremely comfortable



Cohort: Custom Cohort Past results: on Subgroup: None

Overall, how responsive was Porticus staff?

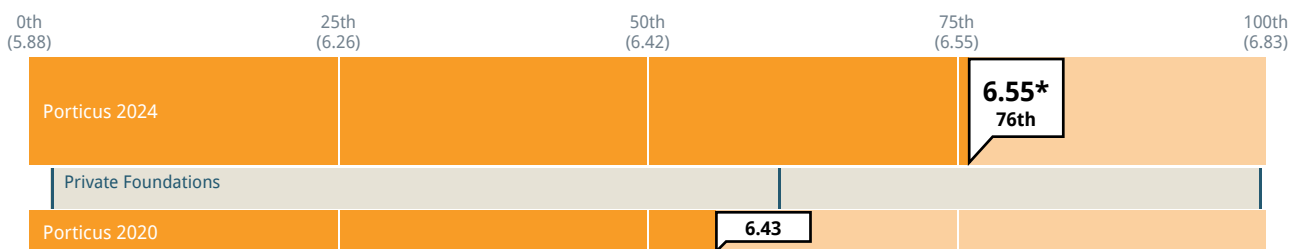
1 = Not at all responsive 7 = Extremely responsive



Cohort: Custom Cohort Past results: on Subgroup: None

To what extent did Porticus exhibit trust in your organisation's staff during this grant?

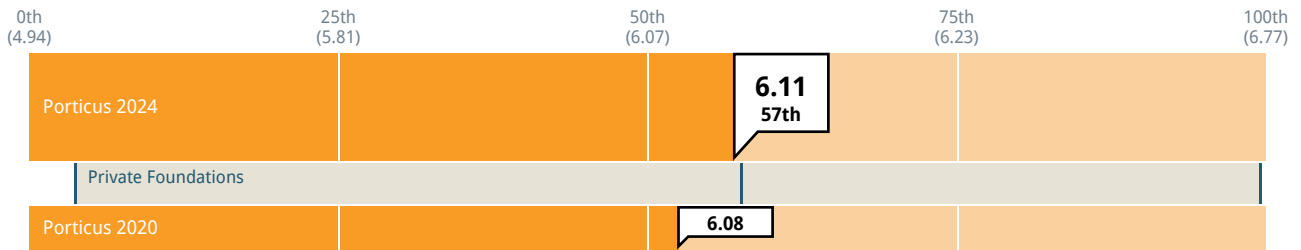
1 = Not at all 4 = Somewhat 7 = To a great extent



Cohort: Private Foundations Past results: on Subgroup: None

To what extent did Porticus exhibit candor about Porticus' perspectives on your work during this grant?

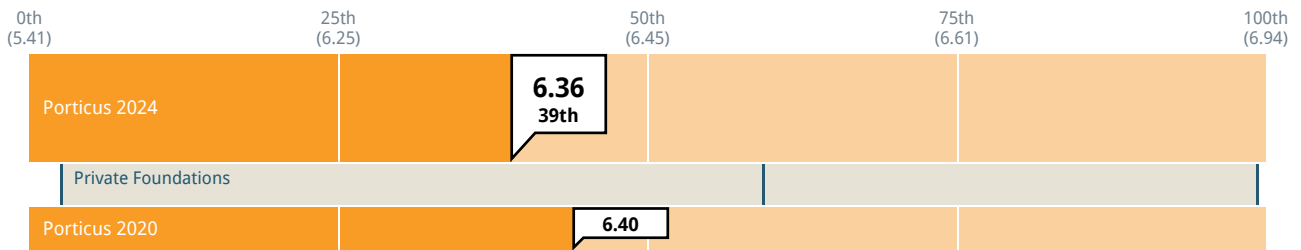
1 = Not at all 4 = Somewhat 7 = To a great extent



Cohort: Private Foundations Past results: on Subgroup: None

To what extent did Porticus exhibit compassion for those affected by your work during this grant?

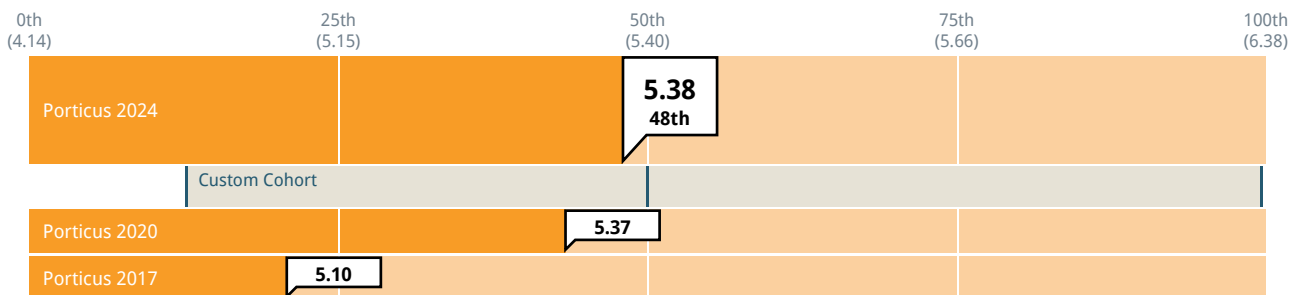
1 = Not at all 4 = Somewhat 7 = To a great extent



Cohort: Private Foundations Past results: on Subgroup: None

To what extent is Porticus open to ideas from grantees about its strategy?

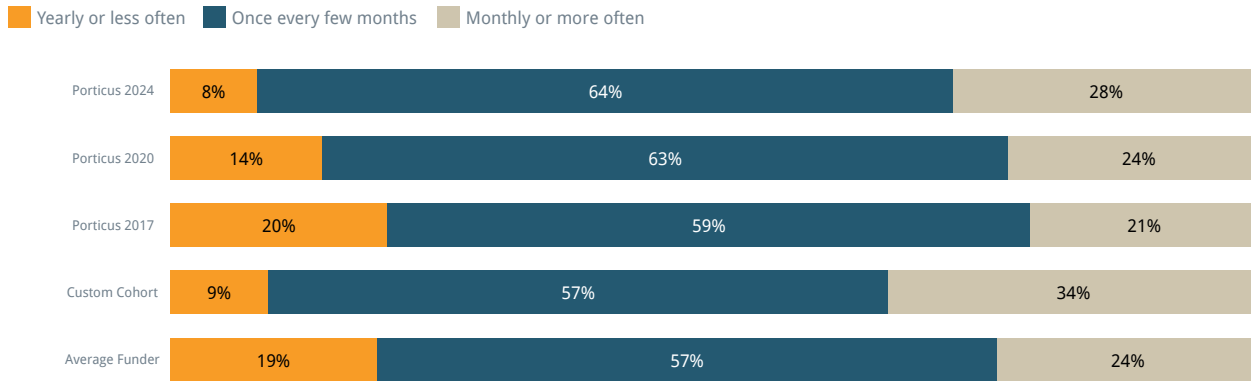
1 = Not at all 7 = To a great extent



Cohort: Custom Cohort Past results: on Subgroup: None

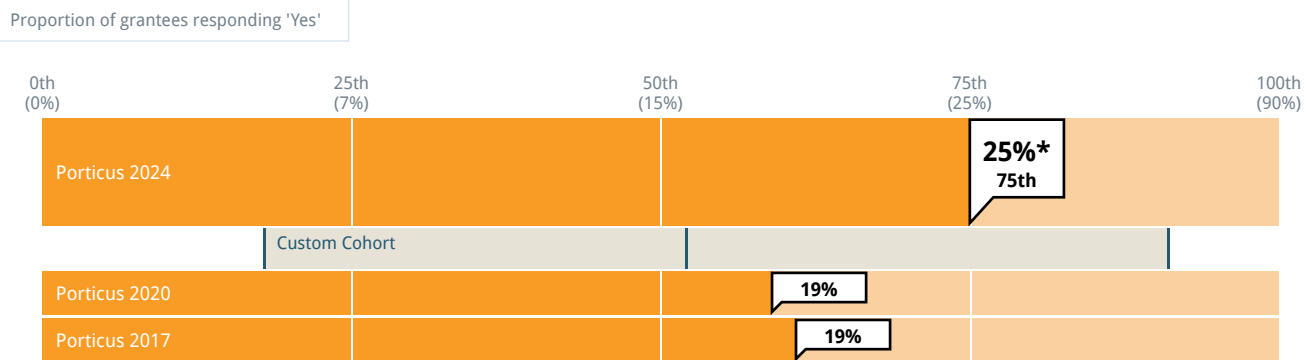
Interaction Patterns

How often do/did you have contact with your primary contact during this grant?



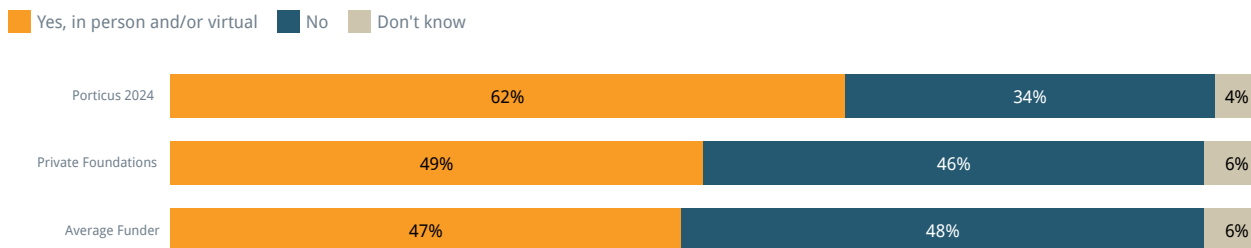
Cohort: Custom Cohort Past results: on

Has your main contact at Porticus changed in the past six months?



Cohort: Custom Cohort Past results: on Subgroup: None

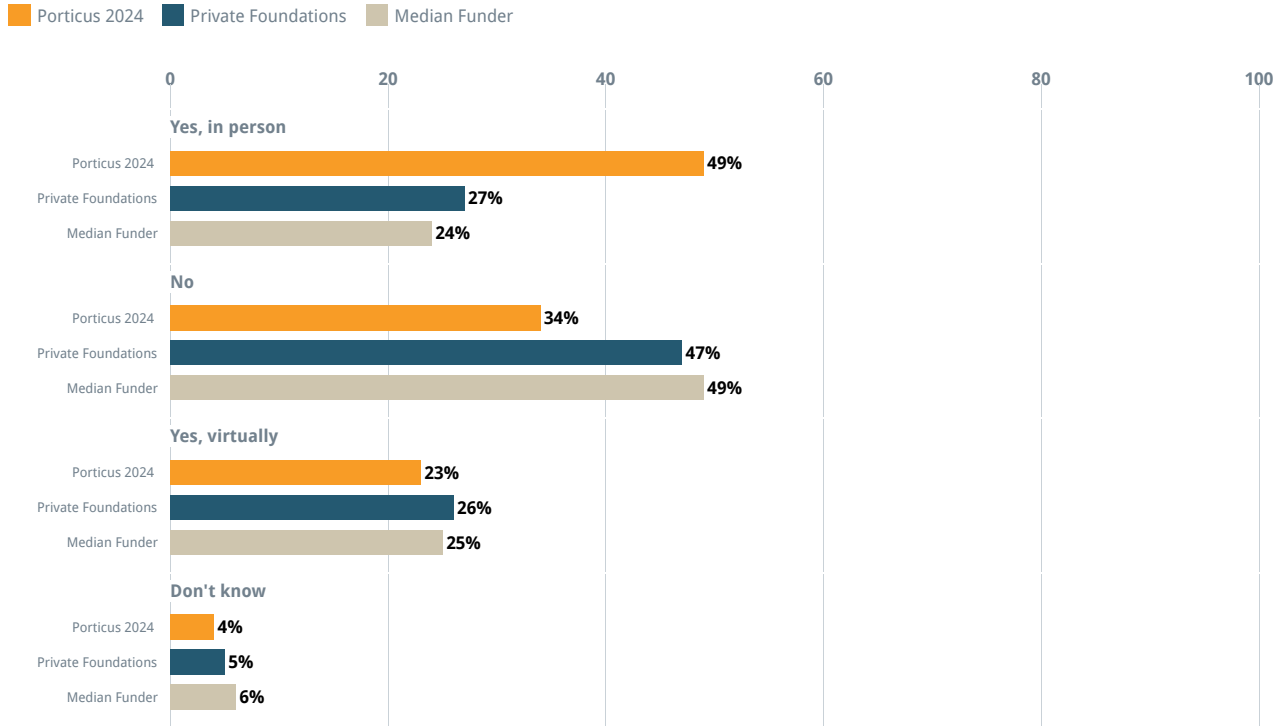
At any point during this grant, including the selection process, did Porticus staff conduct a site visit?



Cohort: Private Foundations Past results: on

In the survey, respondents were asked the site visit question in a check-all-that-apply format. Therefore, the following charts provide greater detail on the previous site visit question.

At any point during this grant, including the selection process, did Porticus staff conduct a site visit?

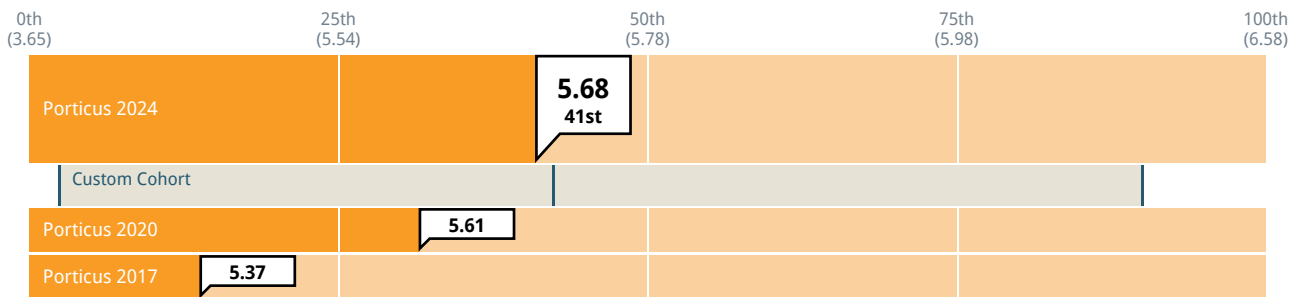


Cohort: Private Foundations Past results: on

Communication

How clearly has Porticus communicated its goals and strategy to you?


1 = Not at all clearly 7 = Extremely clearly



Cohort: Custom Cohort Past results: on Subgroup: None

How consistent was the information provided by different communication resources, both personal and written, that you used to learn about Porticus?

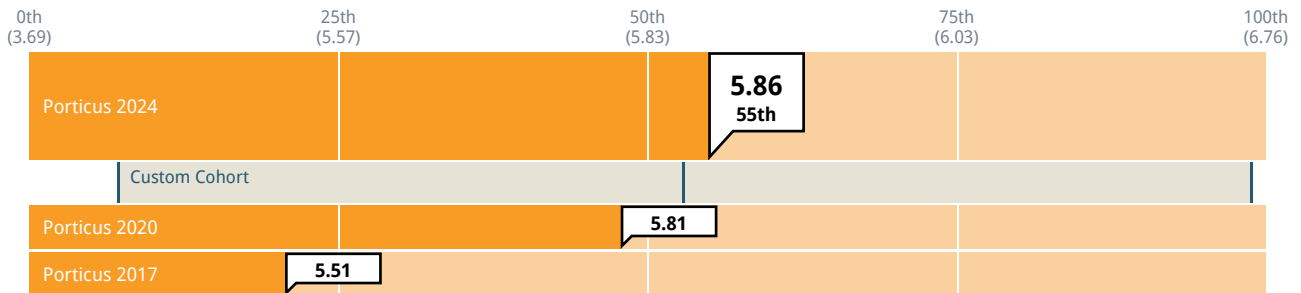
1 = Not at all consistent 7 = Completely consistent



Cohort: Custom Cohort Past results: on Subgroup: None

Overall, how transparent is Porticus with your organisation?

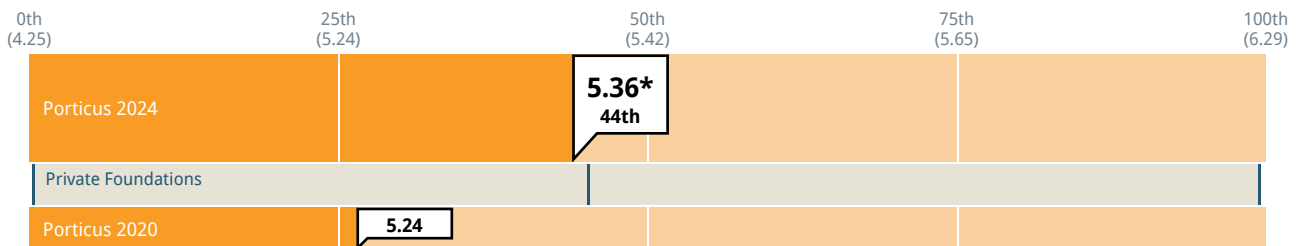
1 = Not at all transparent 7 = Extremely transparent



Cohort: Custom Cohort Past results: on Subgroup: None

How well do you understand the way in which the work funded by this grant fits into Porticus' broader efforts?

1 = Limited understanding 7 = Thorough understanding

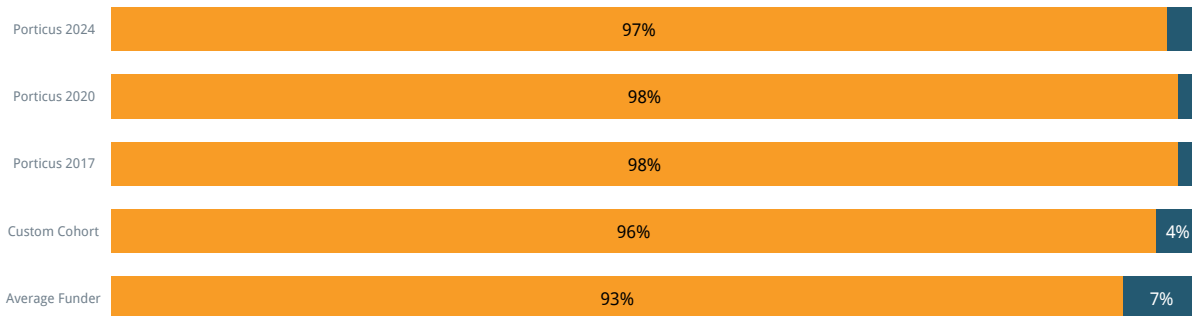


Cohort: Private Foundations Past results: on Subgroup: None

Grant Processes

Did you submit an application to Porticus for this grant?

Submitted an application Did not submit an application

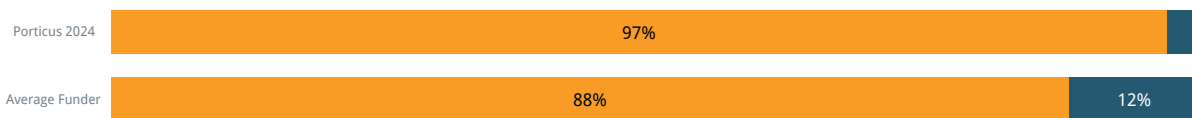


Cohort: Custom Cohort Past results: on

The following question was only asked of grantees that indicated submitting an application for their grant. This question was recently added to the grantee survey and depicts comparative data from fewer than 25 funders in the dataset.

Did you have contact with a Porticus staff member via phone, email, or in-person/video before you applied?

Yes No



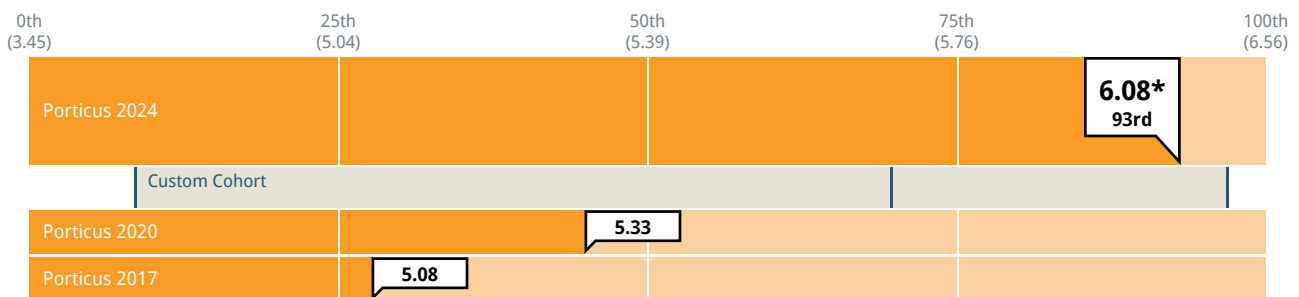
Cohort: None Past results: on

Selection Process

Please note that CEP modified the following question in 2022. The prior question text was: "How helpful was participating in the Foundation's selection process in strengthening the organisation/programme funded by the grant?" The corresponding anchors were "not at all helpful" and "extremely helpful."

To what extent was Porticus' selection process a helpful opportunity to strengthen the efforts funded by the grant?

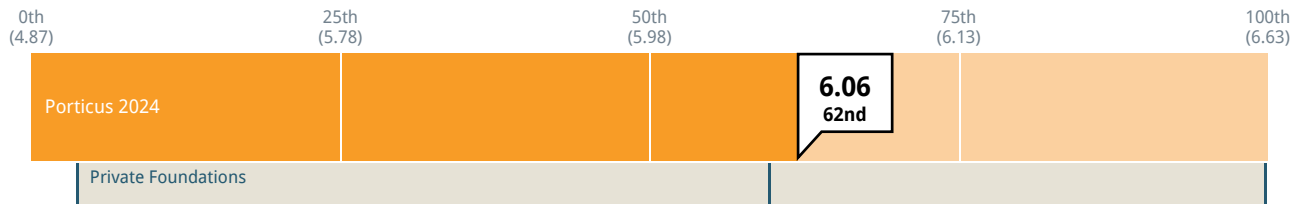
1 = Not at all 7 = To a great extent



Cohort: Custom Cohort Past results: on Subgroup: None

To what extent was Porticus' selection process an appropriate level of effort given the amount of funding received?

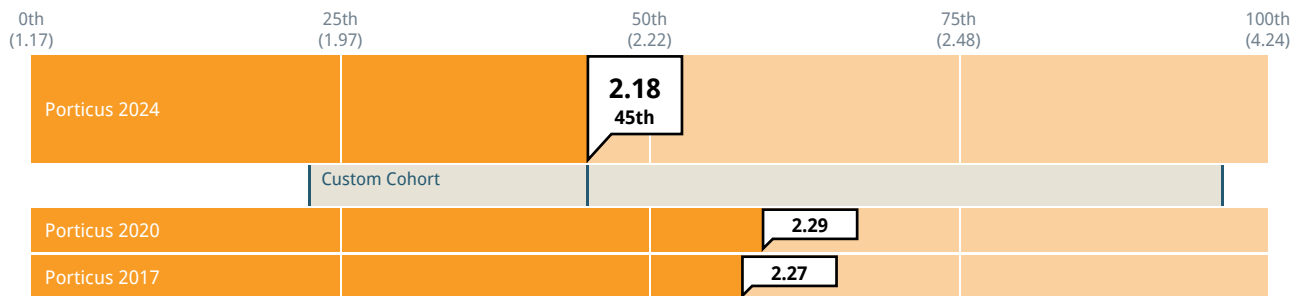
1 = Not at all 7 = To a great extent



Cohort: Private Foundations Past results: on Subgroup: None

As you developed your grant application, how much pressure did you feel to modify your organisation's priorities in order to create a grant application that was likely to receive funding?

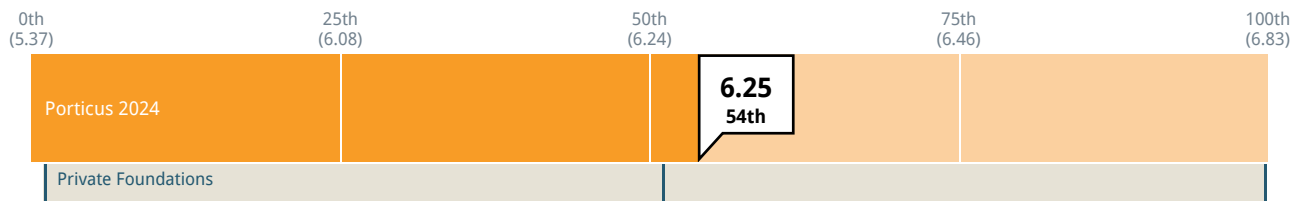
1 = No pressure 7 = Significant pressure



Cohort: Custom Cohort Past results: on Subgroup: None

To what extent was Porticus clear and transparent about the selection process requirements and timelines?

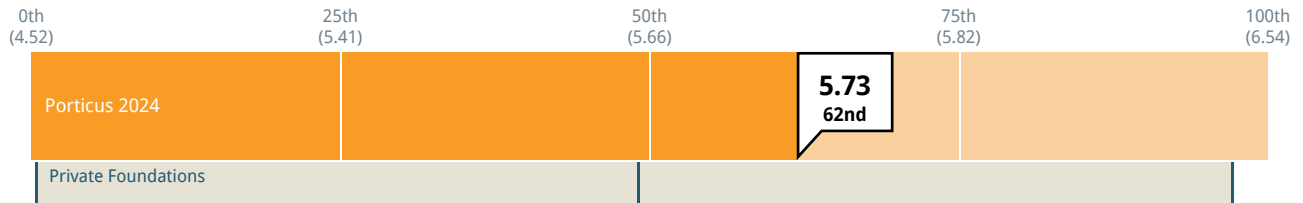
1 = Not at all 7 = To a great extent



Cohort: Private Foundations Past results: on Subgroup: None

To what extent was Porticus clear and transparent about the criteria Porticus uses to decide whether an application would be funded or declined?

1 = Not at all 7 = To a great extent



Cohort: Private Foundations Past results: on Subgroup: None

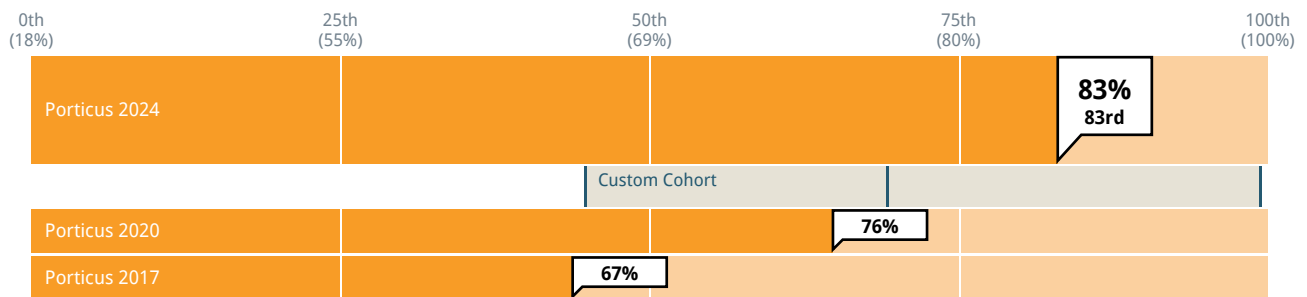
Reporting and Evaluation Process

Definition of Reporting and Evaluation

- "Reporting" - Porticus' standard oversight, monitoring, and grant reporting.
- "Evaluation" - formal activities *beyond reporting* undertaken by Porticus to assess or learn about a grant, a program, or Porticus' efforts.

At any point during the application or the grant period, did Porticus and your organisation exchange ideas regarding how your organisation would assess the results of the work funded by this grant?

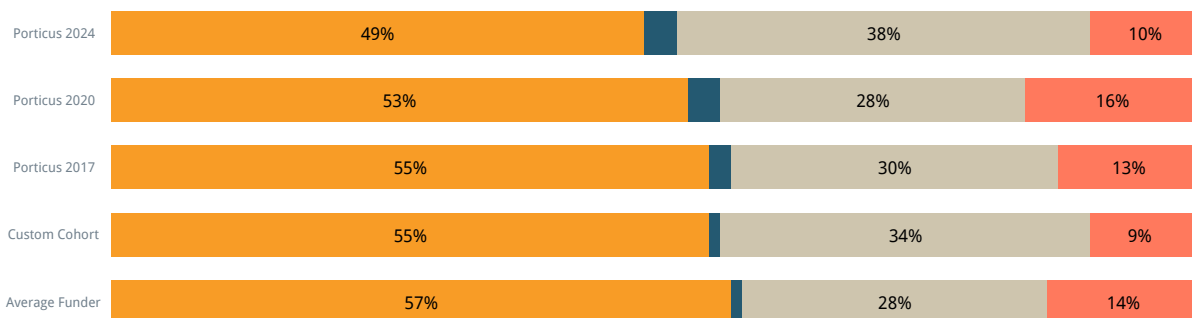
Proportion of grantees responding 'Yes'



Cohort: Custom Cohort Past results: on Subgroup: None

Participation in Reporting and/or Evaluation Processes

- Participated in a reporting process only
- Participated in an evaluation process only
- Participated in both a reporting and an evaluation process
- Participated in neither a reporting nor an evaluation process




Cohort: Custom Cohort Past results: on

Reporting Process

The following questions were only asked of grantees that indicated having participated in a reporting process. See the "Reporting and Evaluation Process" page for data on the proportion of grantees participating in this process.

To what extent was Porticus' reporting process straightforward?

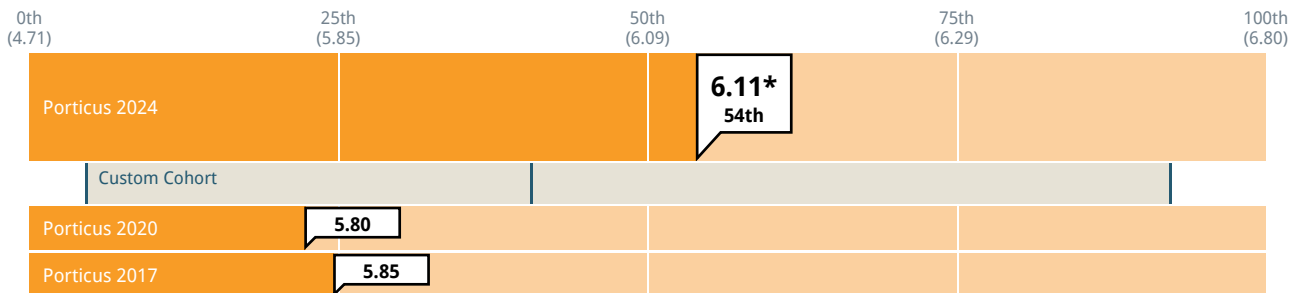
1 = Not at all 7 = To a great extent



Cohort: Custom Cohort Past results: on Subgroup: None

To what extent was Porticus' reporting process adaptable, if necessary, to fit your circumstances?

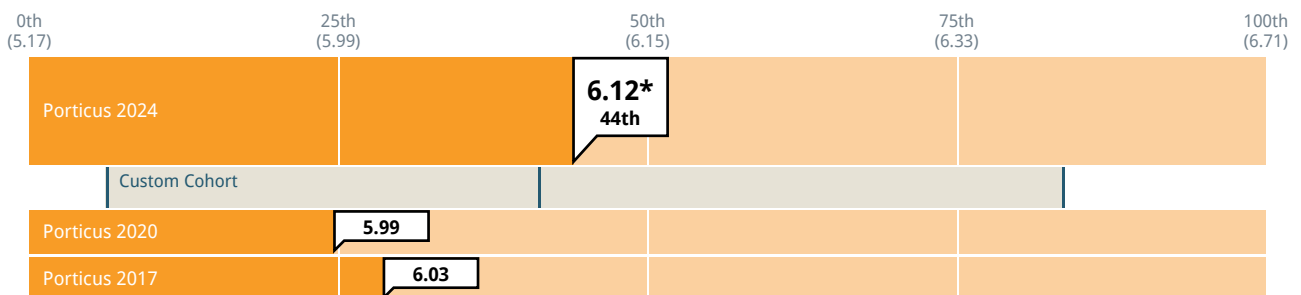
1 = Not at all 7 = To a great extent



Cohort: Custom Cohort Past results: on Subgroup: None

To what extent was Porticus' reporting process relevant, with questions and measures pertinent to the work funded by this grant?

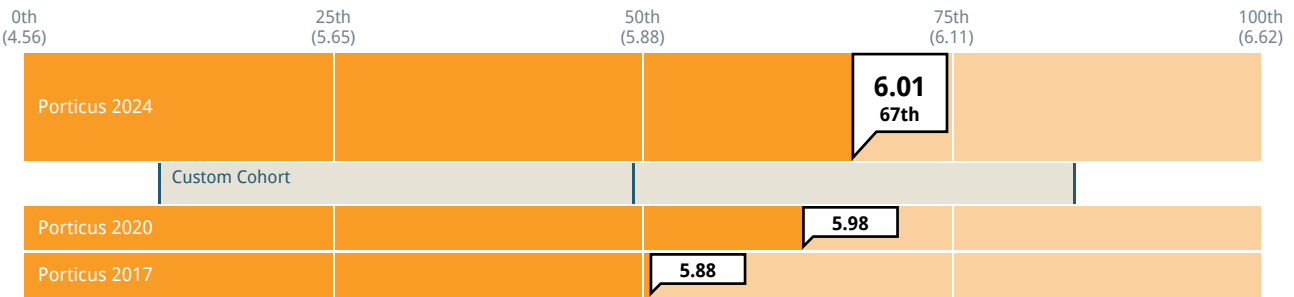
1 = Not at all 7 = To a great extent



Cohort: Custom Cohort Past results: on Subgroup: None

To what extent was Porticus' reporting process a helpful opportunity for you to reflect and learn?

1 = Not at all 7 = To a great extent



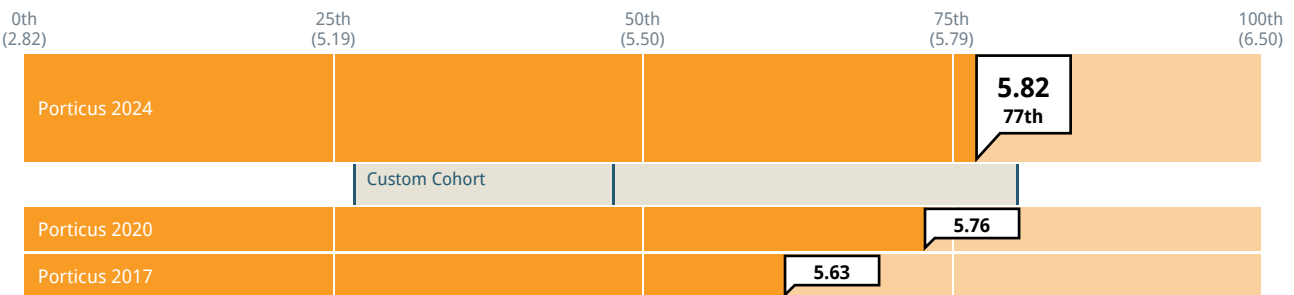
Cohort: Custom Cohort Past results: on Subgroup: None

Evaluation Process

The following questions were only asked of grantees that indicated having participated in an evaluation process. See the "Reporting and Evaluation Process" page for data on the proportion of grantees participating in this process.

To what extent did the evaluation incorporate input from your organisation in the design of the evaluation?

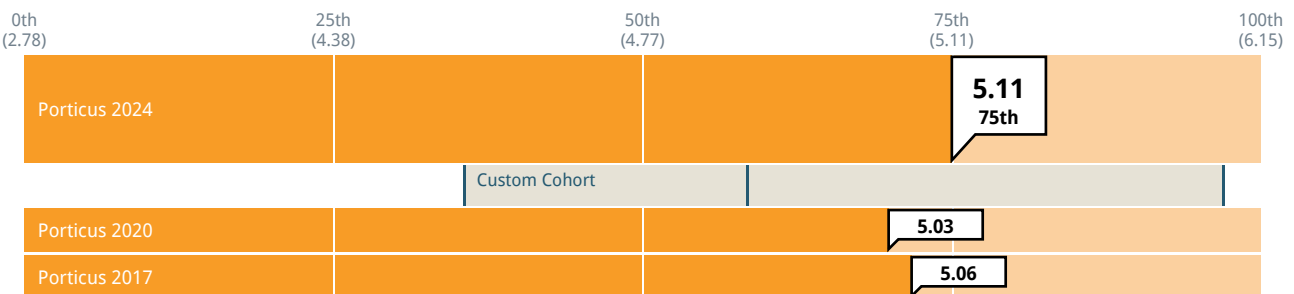
1 = Not at all 7 = To a great extent



Cohort: Custom Cohort Past results: on Subgroup: None

To what extent did the evaluation result in your organisation making changes to the work that was evaluated?

1 = Not at all 7 = To a great extent

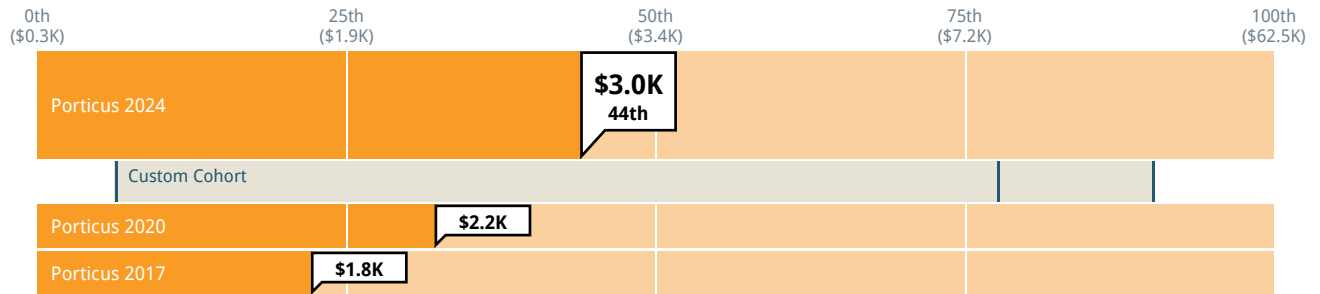


Cohort: Custom Cohort Past results: on Subgroup: None

Monetary Return and Time Spent on Processes

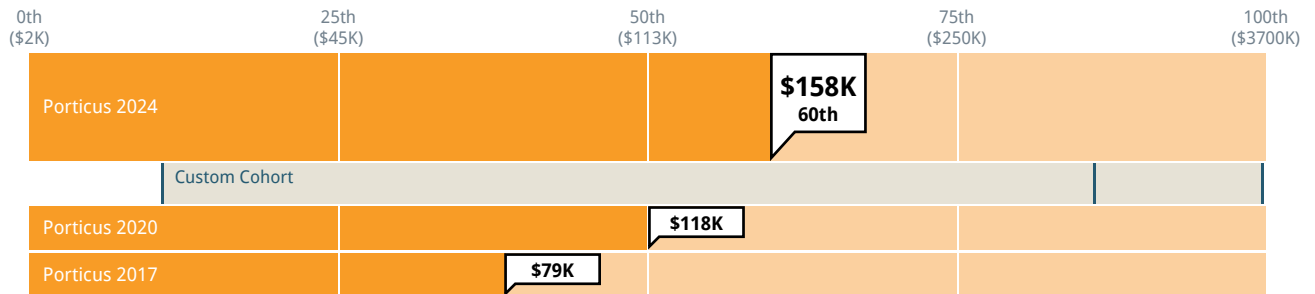
Dollar Return: Median grant dollars awarded per process hour required

Includes total grant dollars awarded and total time necessary to fulfill the requirements over the lifetime of the grant



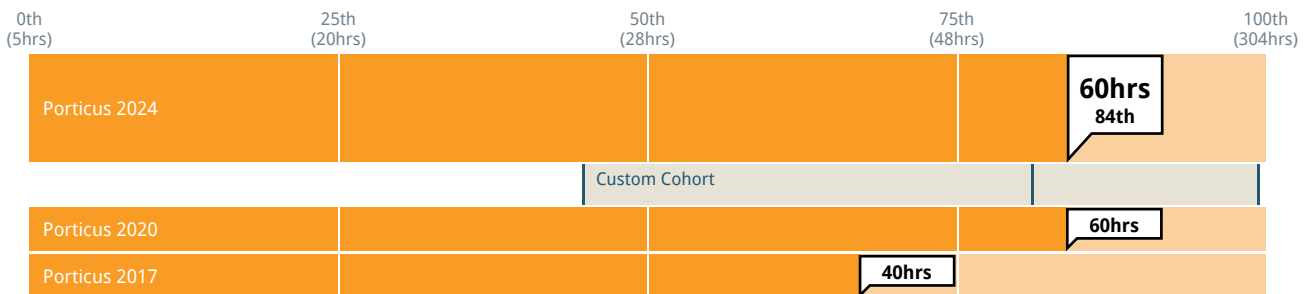
Cohort: Custom Cohort Past results: on Subgroup: None

Median Grant Size



Cohort: Custom Cohort Past results: on Subgroup: None

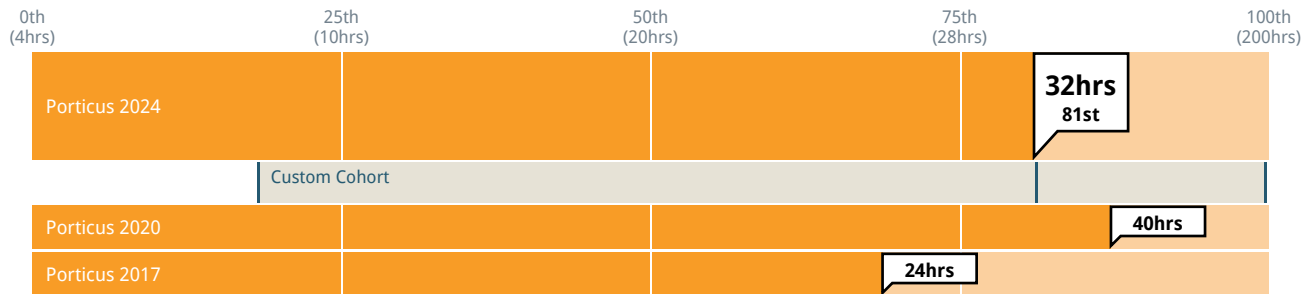
Median hours spent by grantees on funder requirements over grant lifetime



Cohort: Custom Cohort Past results: on Subgroup: None

Time Spent on Selection Process

Median Hours Spent on Application and Selection Process

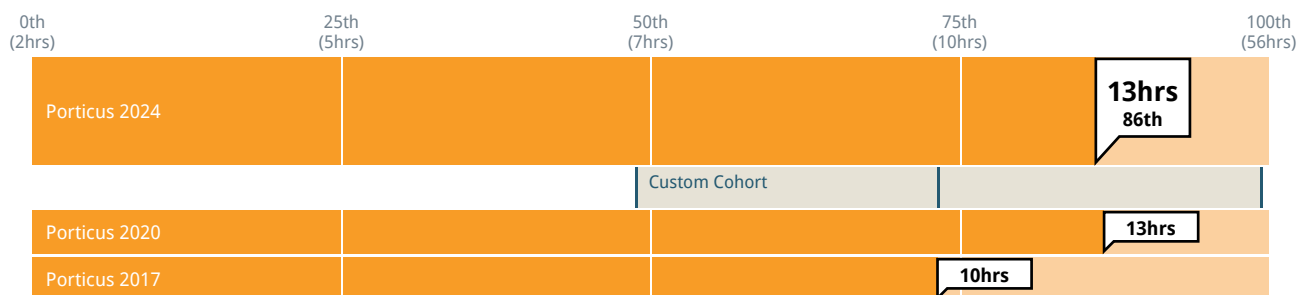


Cohort: Custom Cohort Past results: on Subgroup: None

Selected Cohort: Custom Cohort					
Time Spent On Application and Selection Process	Porticus 2024	Porticus 2020	Porticus 2017	Average Funder	Custom Cohort
1 to 9 hours	8%	11%	17%	27%	14%
10 to 19 hours	19%	14%	18%	22%	15%
20 to 29 hours	15%	14%	18%	16%	14%
30 to 39 hours	11%	11%	8%	7%	8%
40 to 49 hours	14%	16%	12%	10%	13%
50 to 99 hours	19%	18%	16%	10%	15%
100 to 199 hours	9%	11%	6%	5%	11%
200+ hours	5%	6%	4%	3%	9%

Time Spent on Reporting and Evaluation Process

Median Hours Spent on Monitoring, Reporting and Evaluation Process Per Year



Cohort: Custom Cohort Past results: on Subgroup: None

Selected Cohort: Custom Cohort					
Time Spent On Monitoring, Reporting, And Evaluation Process (Annualized)	Porticus 2024	Porticus 2020	Porticus 2017	Average Funder	Custom Cohort
1 to 9 hours	35%	37%	49%	57%	43%
10 to 19 hours	23%	21%	20%	19%	20%
20 to 29 hours	16%	12%	10%	9%	12%
30 to 39 hours	5%	5%	6%	3%	5%
40 to 49 hours	5%	5%	5%	3%	4%
50 to 99 hours	9%	10%	6%	4%	8%
100+ hours	6%	10%	5%	4%	9%

Porticus Customized Questions

In addition to CEP's core survey, Porticus asked their grantee partners an additional three questions. The responses to these questions can be found in this section of the report.

To what extent do you agree with the following statements about how Porticus works with you:

1 = Not at all 4 = Somewhat 7 = To a great extent

Porticus 2024



Cohort: None Past results: on

To what extent do you agree with the following statement: Porticus-supported MEL efforts have been beneficial to our work. (If you have not participated in Porticus-supported MEL efforts, please select 'N/A/Don't know').

1 = Not at all 7 = To a great extent

Porticus 2024

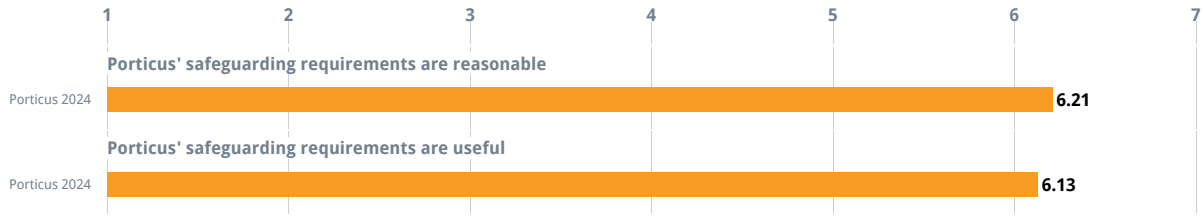


Cohort: None Past results: on

Please rate the extent to which you agree with the following statements about Porticus' safeguarding requirements?

1 = Strongly disagree 4 = Neither agree nor disagree 7 = Strongly agree

Porticus 2024



Cohort: None Past results: on

Grantees' Written Comments

In Porticus' Grantee Perception Report survey, CEP asks three written questions:

1. "Please comment on the quality of Porticus' processes, interactions, and communications."
2. "Thinking beyond the grant you received, please comment on how Porticus influences your field, community, or organisation."
3. "What specific improvements would you suggest that would make Porticus a better funder?"

CEP's Qualitative Analysis

CEP thoroughly reviews each comment submitted and conducts comprehensive qualitative analysis on two of these questions in the GPR.

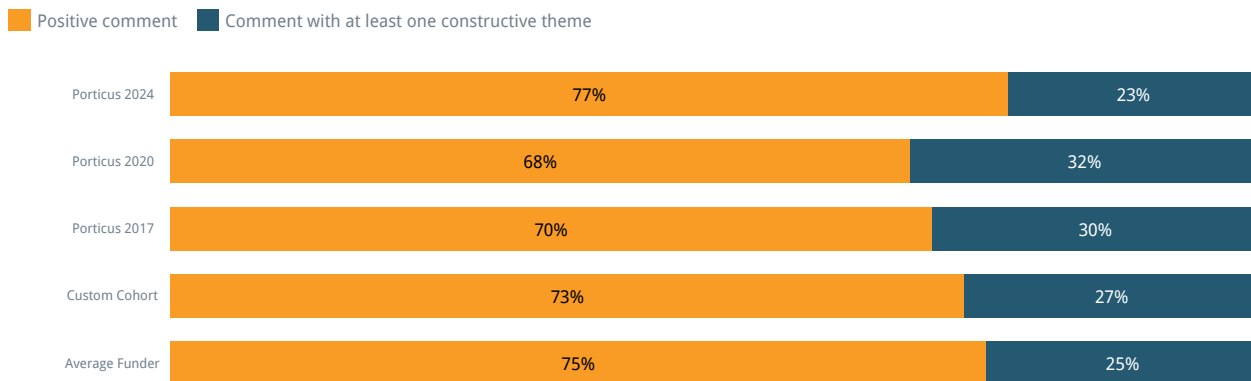
The following pages outline the results of CEP's analyses.

Quality of Processes, Interactions and Communications

Grantees were asked to comment on the quality of Porticus' processes, interactions, and communications. Their comments were then categorized by the nature of their content, specifically whether the content is positive, neutral or constructive.

For a comment to be categorized as constructive, there must have been at least one constructive topic in its content.

Positivity of Comments about the Quality of Porticus' Processes, Interactions, and Communications



Cohort: Custom Cohort Past results: on

Suggestion Topics

Grantees were asked to provide any suggestions for how Porticus could improve. The 896 grantees that responded to the survey provided 665 constructive suggestions. These suggestions were thematically categorized by CEP and grouped into the topics below.

Proportion of Grantee Suggestions by Topic

Topic of Suggestion	Proportion
Grantmaking Characteristics	20%
Porticus communications	18%
Porticus' Strategy & Impact on Grantees Fields and Local Communities	16%
Interactions with Staff	12%
Beyond the Grant Assistance	11%
Administrative Processes	11%
Impact on Grantee Organizations	8%
Other suggestions	5%

Selected Suggestions

Grantees were asked to provide any suggestions for how Porticus could improve. The 896 grantees that responded to the survey provided a total of 665 distinct suggestions. These suggestions were thematically categorized by CEP and grouped into the topics below.

Grantmaking Characteristics (20% N=132)

- Provide longer grants (N = 44)
 - "Lon[g]er grants (3-4 years) would allow us to pursue impacts more comprehensively and apply what we learn in iterations."
 - "Support organizations for a longer period (3 to 5 years)."
 - "It would make us stronger when the long-term goals could be supported longer than a two year period. "
- Provide More Unrestricted Grants, Including Unrestricted & multi-year support (N = 34)
 - "Consider (even more) the possibility of providing core funding or unrestricted funding to organizations. This would reduce our administration and costs and allow organizations to focus on delivering results. Especially for organizations that have received multiple grants - so there is a certain trust base - this could be considered an option."
 - "It would benefit the nationwide ecclesiastical infrastructure if Porticus were willing to not only support projects, but also provide strategic multi-year operating support to some institutions and organizations"
- Greater consistency in funding, including opportunities for renewal (N = 18)
 - "We feel that their support has been too short term, and we need consistent, long-term funding to achieve the shared goals of this work programme."
 - "Maintain consistency with partners to have a long term impact."
- Provide Larger Grants (N = 11)
 - "Increase funding levels."
- Provide funding to implement subjects of research grants (N = 9)
 - "After funding an organization to do research..., continue funding for implementation."
- Provide other types of grants (N = 9)
 - "More seed grants are needed to support informal groups."
- Other suggestion (N = 7)

Porticus communications (18% N=119)

- Greater clarity regarding Porticus' goals and strategies, including how different departments align and how grantees' work fits in (N = 56)
 - "It would be good to have a better understanding on Porticus's overall strategy... We would also love to learn about the different areas that Porticus works in and its priorities"
 - "Greater transparency and communication about how the specific grants fit into the broader thematic strategy of the foundation."
 - "Please let us know your other priorities and what concrete outcomes you are aiming for in the short, medium and long-term."
 - "It would be great to have a more strategic approach toward understanding how all the funded organizations come together towards a common impact."
 - "Increased sharing of the different projects it supports in other organizations. "
- Provide more information about future funding opportunities (N = 18)
 - "I would like to understand the multi-year funding strategy better. I know that we have to reapply every year but the timelines and also the grant amount available are not so clear to me. For long-term planning, better communication about the commitment beyond this grant, would be helpful. "
 - "Proactively raise the issue of further funding, or what factors are affecting that decision"
- Clarify strategic changes (N = 13)
 - "As Porticus' funding priorities and target communities change, it would be very helpful to have some insights into what some of the future strategies and goals there are for the organization, so that we might be able to support those goals."
- Share information about other grantees' projects (N = 13)
- Greater clarity regarding internal decisions (N = 9)
 - "Provide grantees with more clarify on its internal structure and hierarchy."
- Share more impact measures (N = 4)
 - "Share impact metrics and lessons learned. "
- Other (N = 6)

Porticus' Strategy & Impact on Grantees Fields and Local Communities (16% N=106)

- Changes to Porticus' Fields or Local Communities (N = 29)
 - "Diversify funding portfolios to support a broader range of issues and geographic regions, reflecting evolving needs and priorities."
- More Consistent Strategy (N = 16)
 - "Avoid further big changes in strategy over the coming years"
- Include Grantee Voice in Strategic Changes (N = 14)
 - "include partners for input in strategic planning sessions."
- Reversal of Porticus' Recent Strategic Changes (N = 12)
 - "Our great wish and hope is, that Porticus reconsiders and retakes its support for regional cooperation-partners, and reconsiders the importance of strong regional players for the success of larger strategical developmental goals."
- Deepen Understanding of Grantees' Fields (N = 9)
 - "Find out more about the realities it supports in the field."
- Deepen Presence in the Field (N = 8)
 - "Better advertising of their existence, I knew about them by word of mouth."
- Greater Focus on Networks (N = 5)
 - "Creation of funding collaboratives."
- More Contact with Intended Beneficiaries (N = 4)
 - "More visits and interactions with people served. "
- Other (N = 9)

Interactions with Staff (12% N=80)

- Have more site visits (N = 23)
 - "Make more effort to visit partner projects."
 - "I'd like to suggest that our contact from Porticus take the time to visit our Institution. This will enable him to evaluate what we are doing with the donations and relaunch future...projects."
- More frequent interactions (N = 23)
 - "More regular touch points, more of an effort to initiate conversation with grantees."
 - "We would appreciate more interactions with Porticus' staff as these can be fruitful."
- Strengthen interactions with staff (N = 14)
 - "It would be good to have more...opportunities to discuss the ongoing work and the challenges faced by our organisation."
- Improved responsiveness (N = 4)
 - "Improved communication (timeliness)."
- Provide opportunities to get to know more staff (N = 3)
 - "We feel there could be greater opportunities for support in...knowing more members of the team."
- Include a process for (N = 2)
 - "Establish a Clear Post-Project Engagement Framework: Develop a structured post-project engagement plan outlining how Porticus will stay connected with partners after the completion of a project. "
- Other (N = 11)

Beyond the Grant Assistance (11% N=73)

- More Focus on Facilitating Connections Among Partners, including through convenings (N = 30)
 - "Greater cross-portfolio engagement, where we can engage and learn from other Porticus grantees -- and explore areas where our work intersects or might build on each others efforts "
 - "It might be helpful for Porticus to bring its grantees in various sectors together in order to create new synergies and enhance possibilities for initial or further collaboration. Porticus knows who are the key players that they fund and those whose partnerships could create increased effect."

- Assist grantees in finding additional funding (N = 15)
 - "Be more active about introducing me to other philanthropic institutions that have the potential to co-fund our organization with Porticus."
- Provide other types of beyond the grant assistance (N = 13)
 - "Consider providing capacity-building assistance to strengthen the organizational and technical capabilities of partners.... This could involve offering training, mentorship, and technical assistance in areas such as project management, monitoring and evaluation, and fundraising, to enable partners to enhance their effectiveness and sustainability. This can also be done through exchange visits, lessons learned/ Best practice workshops...."
- Greater clarity or modifications to Porticus' current grantee collaboration requirements (N = 9)
 - "There is also an expectation from Porticus on collaboration with other players in the field. It makes sense. The only problem is when there are not so many really relevant partners to cooperate with and it is sometimes quite time-consuming to meet many times with other partners without relevant expertise and long-term commitment in the topic. Porticus should choose and support primarily "natural players" who are committed to continue also after the Porticus grant."
- More sharing of grantees' work (N = 4)
 - "Help with the dissemination of our efforts and activities through their communication channels."
- Other (N = 2)

Administrative Processes (11% N=71)

- Further streamlined processes (N = 22)
 - "Grant application forms and reporting forms could be streamlined and modernised to make them more accessible and straightforward for grantees. "
 - "Simplify the form and the paper work needed for applications."
- Greater flexibility of process requirements, particularly for reporting (N = 12)
 - "Replace mid-term reporting obligations (in writing) by interviews. So that the reporting becomes a dynamic, interactive exercise involving funder and grantee instead of a one-direction 'fill-a-form, tick the box' activity."
- Greater clarity in proposal requirements, timing, and criteria (N = 9)
 - "Greater clarity and transparency regarding their grant application process and funding timeline."
- More open calls for proposal (N = 6)
 - "Offer easier access to calls and funding opportunities."
- Greater clarity on reporting process/requirements (N = 4)
 - "Greater transparency in their evaluation needs."
- Shorten approval and/or disbursement timeline (N = 4)
 - "Shorter approval times."
- More feedback on submitted materials (N = 3)
 - "Standardized feedback process as a source of learning from project applications as well as project results and reports."
- More support during processes (N = 2)
 - "Make the application and reporting process easier by assigning a member of staff to assist small charities to save them time."
- Other (N = 9)

Impact on Grantee Organizations (8% N=53)

- Greater flexibility based on organizational context (N = 18)
 - "[Be] more willing to meet the organisations halfway in terms of strengthening the work already being done, rather than requesting for modifications that fit within Porticus broader plan."
- Adjustments to Porticus' Exit Grant Strategy (N = 17)
 - "Consider...having full exit year of funding when deciding to close the program so that partners can manage to find other supporters, partners and donors."
- Deepen understanding of grantees' organizational contexts and challenges (N = 16)
 - "Garner more...understanding around the challenges of nonprofit organizations who often face a difficult funding environment when working with those least advantaged in our society"

- Other (N = 2)

Other suggestions (5% N=31)

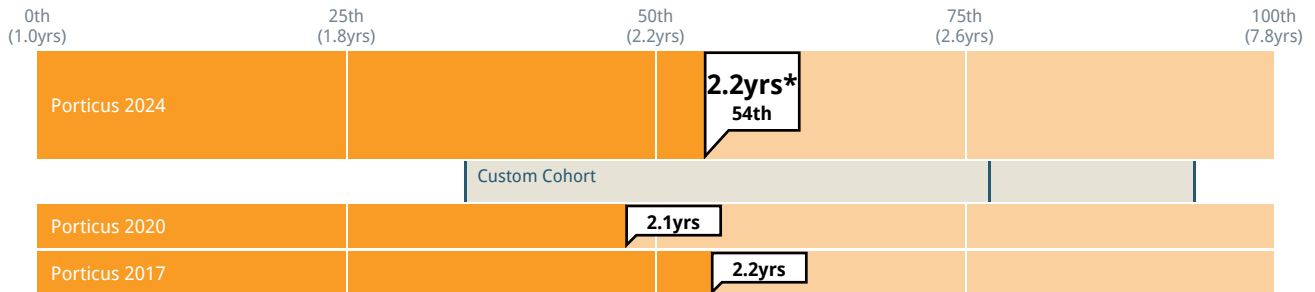
- Greater trust of Porticus staff (N = 5)
 - "Put more confidence in the professionalism and judgment of own people so that if they nominate a Grant, only a light process is needed to award this."
- Changes to Porticus Third Parties (N = 4)
 - "Involve the recipients in the selection of the consultants."
- Improvements to GE (N = 2)
 - "Ensure your grants management team understand Good Energies strategy and priorities, and have the buy-in of the organisation to be able to support your grantees."
- Other (N = 20)

Contextual Data

Please note that all information below is based on self-reported data from grantees.

Grantmaking Characteristics

Average Grant Length



Cohort: Custom Cohort Past results: on Subgroup: None

Selected Cohort: Custom Cohort					
Length of Grant Awarded	Porticus 2024	Porticus 2020	Porticus 2017	Median Funder	Custom Cohort
Average grant length	2.2 years	2.1 years	2.2 years	2.2 years	2.7 years

Selected Cohort: Custom Cohort					
Length of Grant Awarded	Porticus 2024	Porticus 2020	Porticus 2017	Average Funder	Custom Cohort
0 - 1.99 years	37%	40%	40%	47%	27%
2 - 2.99 years	34%	28%	27%	22%	28%
3 - 3.99 years	22%	26%	25%	19%	28%
4 - 4.99 years	3%	2%	3%	3%	7%
5 - 50 years	5%	4%	5%	8%	10%

Selected Cohort: None			
Proportion of Unrestricted Funding	Porticus 2024	Porticus 2020	Average Funder
No, this funding was not restricted to a specific use (e.g., general operating, core support)	15%	8%	29%
Yes, this funding was restricted to a specific use (e.g., supported a specific programme, project, capital need, etc.)	85%	92%	71%

Grant Size

Selected Cohort: Custom Cohort					
Grant Amount Awarded	Porticus 2024	Porticus 2020	Porticus 2017	Median Funder	Custom Cohort
Median grant size	\$157.7K	\$117.9K	\$78.7K	\$113K	\$400K

Selected Cohort: Custom Cohort					
Grant Amount Awarded	Porticus 2024	Porticus 2020	Porticus 2017	Average Funder	Custom Cohort
Less than \$10K	1%	8%	10%	8%	2%
\$10K - \$24K	2%	4%	6%	11%	4%
\$25K - \$49K	5%	9%	14%	12%	5%
\$50K - \$99K	17%	22%	31%	14%	6%
\$100K - \$149K	19%	12%	13%	10%	6%
\$150K - \$299K	31%	28%	17%	17%	16%
\$300K - \$499K	11%	8%	4%	10%	14%
\$500K - \$999K	9%	6%	3%	9%	17%
\$1MM and above	5%	4%	3%	10%	30%

Selected Cohort: Custom Cohort					
Median Percent of Budget Funded by Grant (Annualized)	Porticus 2024	Porticus 2020	Porticus 2017	Median Funder	Custom Cohort
Size of grant relative to size of grantee budget	11%	11%	9%	4%	7%

Grantee Characteristics

Please note that all information below is based on self-reported data from grantees.

Selected Cohort: Custom Cohort					
Operating Budget of Grantee Organisation	Porticus 2024	Porticus 2020	Porticus 2017	Median Funder	Custom Cohort
Median Budget	\$0.8M	\$0.7M	\$0.5M	\$1.7M	\$3M

Selected Cohort: Custom Cohort					
Operating Budget of Grantee Organisation	Porticus 2024	Porticus 2020	Porticus 2017	Average Funder	Custom Cohort
<\$100K	10%	17%	20%	8%	7%
\$100K - \$499K	26%	26%	29%	18%	15%
\$500K - \$999K	17%	16%	15%	13%	10%
\$1MM - \$4.9MM	27%	24%	23%	30%	27%
\$5MM - \$24MM	13%	11%	9%	19%	23%
>=\$25MM	7%	6%	5%	12%	19%

Funding Relationship

Selected Cohort: Custom Cohort					
Funding Status	Porticus 2024	Porticus 2020	Porticus 2017	Median Funder	Custom Cohort
Percent of grantees currently receiving funding from Porticus	73%	76%	77%	82%	83%

Selected Cohort: Custom Cohort					
Pattern of Grantees' Funding Relationship with Porticus	Porticus 2024	Porticus 2020	Porticus 2017	Average Funder	Custom Cohort
First grant received from Porticus	33%	28%	33%	29%	34%
Consistent funding in the past	48%	46%	47%	53%	50%
Inconsistent funding in the past	19%	26%	20%	18%	16%

Funder Characteristics

Please note that all information below is based on self-reported data from Porticus.

Selected Cohort: Custom Cohort					
Funder Staffing	Porticus 2024	Porticus 2020	Porticus 2017	Median Funder	Custom Cohort
Total staff (FTEs)	165	180	150	18	117
Percent of staff who are programme staff	59%	N/A	N/A	44%	44%

Selected Cohort: Custom Cohort					
Grantmaking Processes	Porticus 2024	Porticus 2020	Porticus 2017	Median Funder	Custom Cohort
Proportion of grants that are invitation-only	100%	100%	90%	52%	94%
Proportion of grantmaking dollars that are invitation-only	100%	100%	N/A	71%	98%

Methodology, Analysis, and Respondent Demographics

Survey	Survey Fielded	Survey Population	Number of Responses Received	Survey Response Rate
Porticus 2024	February and March 2024	1529	896	59%
Porticus 2020	February and March 2020	1793	1067	60%
Porticus 2017	May and June 2017	1297	1066	82%

Survey Year	Year of Active Grants
Porticus 2024	All Porticus, Porticus Light, and Good Energies Foundation grants of all amounts above \$10K committed between 2021 and 2023.
Porticus 2020	All Porticus and Porticus Light grants of all amounts (Active, Closure and Closed successful) whose commitment date is greater than 3 years ago
Porticus 2017	April 2016 - April 2017 (Excluding grants of \$10K or less)

Standard Comparative Cohorts

CEP included 18 standard cohorts to allow for comparisons to a variety of different types of funders.

Strategy Cohorts

Cohort Name	Count	Description
Small Grant Providers	34	Funders with median grant size of \$20K or less
Large Grant Providers	126	Funders with median grant size of \$200K or more
High Touch Funders	33	Funders for which a majority of grantees report having contact with their primary contact monthly or more often
Proactive Grantmakers	121	Funders that make at least 90% of grants by invitation only
Responsive Grantmakers	110	Funders that make at most 10% of grants by invitation only
Intermediary Funders	25	Funders that primarily regrant philanthropic dollars
International Funders	62	Funders that fund outside of their own country

Annual Giving Cohorts

Cohort Name	Count	Description
Funders Giving Less Than \$5 Million	57	Funders with annual giving of less than \$5 million
Funders Giving \$50 Million or More	96	Funders with annual giving of \$50 million or more

Foundation Type Cohorts

Cohort Name	Count	Description
Private Foundations	181	All private foundations in the GPR dataset
Family Foundations	93	All family foundations in the GPR dataset
Community Foundations	41	All community foundations in the GPR dataset
Health Conversion Foundations	31	All health conversion foundations in the GPR dataset
Corporate Foundations	26	All corporate foundations in the GPR dataset

Other Cohorts

Cohort Name	Count	Description
Funders Outside the United States	45	Funders that are primarily based outside the United States
Recently Established Foundations	63	Funders that were established in 2000 or later
Funders Surveyed During COVID-19	159	Funders who surveyed grantees during COVID-19 (2020 - 2022)
European Funders	27	Funders that are headquartered in Europe

Respondent Demographics

Note: Survey language and response options for questions about gender and LGBTQ+ identity are guided by best practices shared by Funders For LGBTQ Issues, HRC Foundation's Welcoming Schools, and the Williams Institute of the University of California – Los Angeles School of Law.

Survey respondents are asked to share their gender identities in a check-all-that-apply question. Each chart has the option of showing the average ratings of respondents who selected only "man," only "woman," multiple gender identities, "gender non-conforming or non-binary," "prefer to self-identify," and "prefer not to say" - as long as that response option had at least 10 respondents.

The question "Are you a member of a racial or ethnic minority in your country?" was recently added to CEP's grantee survey for international survey respondents only, therefore comparative data is unavailable.

All answers on demographic identity are optional. Survey respondents were asked to opt-in to responding to questions on gender, racial/ethnic, disability, and transgender identity.

Differences in Ratings by Respondent Demographics

It is CEP's standard practice to analyze responses for differences by the following demographics characteristics:

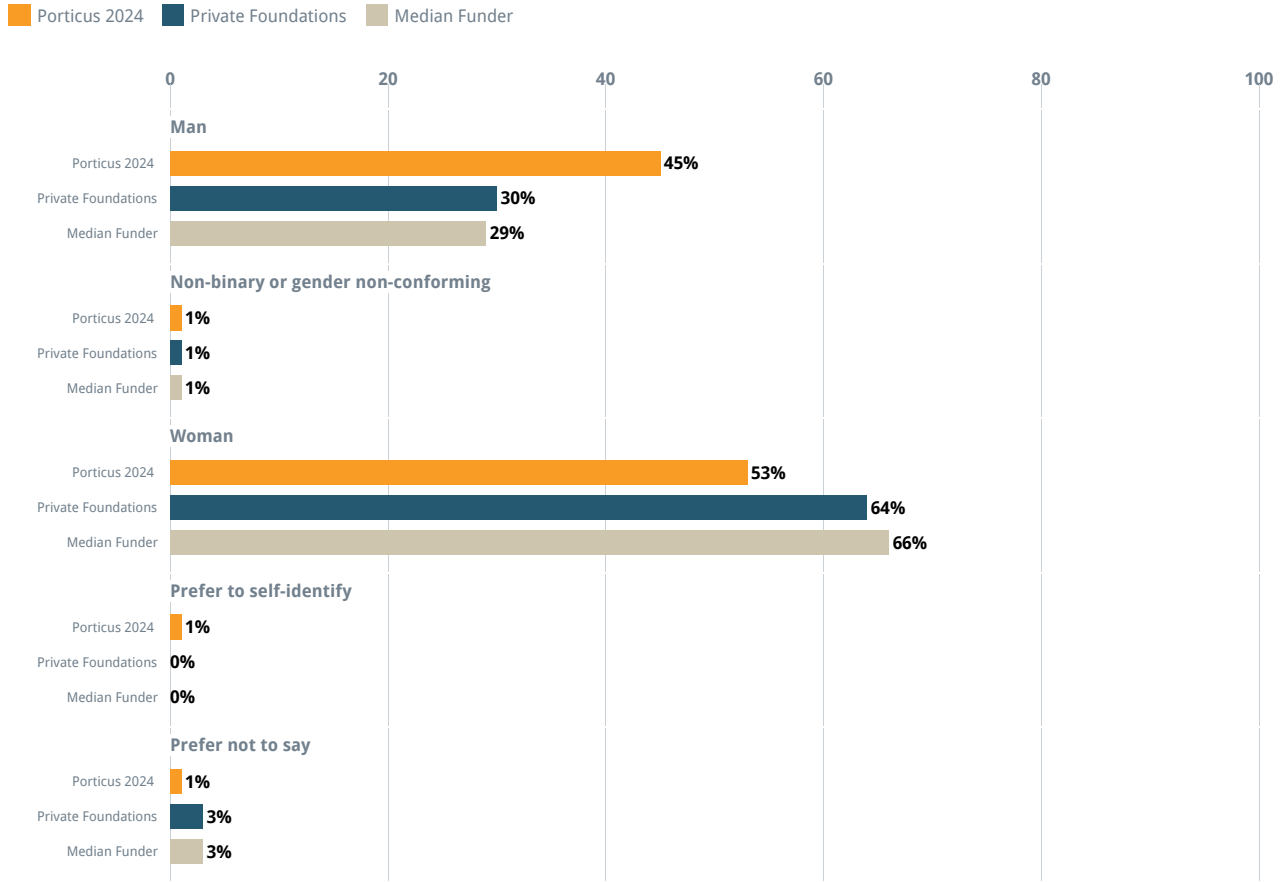
There are no consistent, significant differences in ratings when responses are analyzed by Respondent Gender

There are too few respondents to analyze results by Transgender Identity

There are no consistent, significant differences in ratings when responses are analyzed by Respondent Sexuality

There are no statistical differences when segmenting by Disability Identity

Please select the option that represents how you describe yourself:



Cohort: Private Foundations Past results: on

Selected Cohort: None	
Are you a member of a racial or ethnic minority in your country?	Porticus 2024
Yes	14%
No	83%
Prefer not to say	3%

Selected Cohort: None		
Are you transgender?	Porticus 2024	Average Funder
Yes	1%	1%
No	97%	96%
Prefer not to say	2%	4%

Selected Cohort: None		
Do you have a disability?	Porticus 2024	Average Funder
Yes	2%	6%
No	96%	89%
Prefer not to say	2%	5%

Selected Cohort: None		
Do you identify as a member of the LGBTQ+ (Lesbian, Gay, Bisexual, Transgender, and Queer) community?	Porticus 2024	Average Funder
Yes	9%	11%
No	88%	84%
Prefer not to say	3%	5%

Respondent Job Title

Selected Cohort: Custom Cohort					
Job Title of Respondents	Porticus 2024	Porticus 2020	Porticus 2017	Average Funder	Custom Cohort
Executive Director/CEO	49%	50%	48%	47%	41%
Other Senior Team (i.e., reporting to Executive Director/CEO)	22%	19%	12%	19%	26%
Project Director	17%	19%	15%	11%	16%
Development Staff	7%	11%	7%	16%	13%
Volunteer	1%	1%	1%	1%	0%
Other	4%	0%	17%	5%	4%

Additional Survey Information

Grantees may decide not to answer any question in the grantee survey. On many questions in the survey, grantees are allowed to select “don’t know” or “not applicable” if they are not able to provide an alternative answer. In addition, some questions in the survey are only displayed to a select group of grantees for which that question is relevant based on a previous response.

As a result, there are some measures where only a subset of responses is included in the reported results. The table below shows the number of responses included in each of the survey measures. The total number of respondents to Porticus’s grantee survey was 896.

Question Text	Number of Responses
Overall, how would you rate Porticus' impact on your organization?	873
Overall, how would you rate Porticus' impact on your local community?	722
Overall, how would you rate Porticus' impact on your field?	836
To what extent has Porticus advanced the state of knowledge in your field?	767
To what extent has Porticus affected public policy in your field?	620
How well does Porticus understand your organization's strategy and goals?	867
How aware is Porticus of the challenges that your organization is facing?	894
How well does Porticus understand the social, cultural, or socioeconomic factors that affect your work?	868
How well does Porticus understand the field in which you work?	873
Please indicate any types of assistance beyond the grant that were a component of what you received from Porticus.	881
Please rate the extent to which you agree with the following statements about the assistance beyond the grant you received from Porticus:	
The assistance beyond the grant I received met an important need for my organization and/or program	626
The assistance beyond the grant I received strengthened my organization and/or program	624
Porticus's assistance beyond the grant was a worthwhile use of the time required of us	620
I felt Porticus would be open to feedback about the assistance beyond the grant it provided	619
How well does Porticus understand the needs of the people and communities that you serve?	850
Are the efforts funded by this grant primarily meant to benefit historically disadvantaged groups?	891

Question Text	Number of Responses
Specifically, are any of the following the primary intended people and/or communities served by the efforts funded by this grant?	631
To what extent do you agree or disagree that Porticus has clearly communicated what Gender Equity and Social Inclusion means for its work?	778
To what extent do you agree or disagree that Porticus demonstrates an explicit commitment to Gender Equity and Social Inclusion in its work?	773
How comfortable do you feel approaching Porticus if a problem arises?	888
Overall, how responsive was Porticus staff?	895
To what extent did Porticus exhibit trust in your organization's staff during this grant?	890
To what extent did Porticus exhibit candor about Porticus' perspectives on your work during this grant?	882
To what extent did Porticus exhibit compassion for those affected by your work during this grant?	884
To what extent is Porticus open to ideas from grantees about its strategy?	878
How often do/did you have contact with your primary contact during this grant?	893
Has your main contact at Porticus changed in the past six months?	848
At any point during this grant, including the selection process, did Porticus staff conduct a site visit?	893
How clearly has Porticus communicated its goals and strategy to you?	883
How consistent was the information provided by different communication resources, both personal and written, that you used to learn about Porticus?	797
Overall, how transparent is Porticus with your organization?	885
How well do you understand the way in which the work funded by this grant fits into Porticus' broader efforts?	866
Did you submit an application to Porticus for this grant?	879
Did you have contact with a Porticus staff member via phone, email, or in-person/video before you applied?	832
To what extent was Porticus' selection process a helpful opportunity to strengthen the efforts funded by the grant?	825
To what extent was Porticus' selection process an appropriate level of effort given the amount of funding received?	836
As you developed your grant application, how much pressure did you feel to modify your organization's priorities in order to create a grant application that was likely to receive funding?	851
To what extent was Porticus clear and transparent about the selection process requirements and timelines?	857
To what extent was Porticus clear and transparent about the criteria Porticus uses to decide whether an application would be funded or declined?	789
At any point during the application or the grant period, did Porticus and your organization exchange ideas regarding how your organization would assess the results of the work funded by this grant?	798
Have you participated in a reporting or evaluation process?	867
To what extent was Porticus' reporting process straightforward?	696
To what extent was Porticus' reporting process adaptable, if necessary, to fit your circumstances?	708
To what extent was Porticus' reporting process relevant, with questions and measures pertinent to the work funded by this grant?	734
To what extent was Porticus' reporting process a helpful opportunity for you to reflect and learn?	740
To what extent did the evaluation incorporate your input in the design of the evaluation?	323
To what extent did the evaluation result in you making changes to the work that was evaluated?	326
Total funding committed for this grant	867
Total number of years of approved funding for this grant	861
Was the funding you received restricted to a specific use?	885
What is the approximate annual operating budget of your organization?	810
Are you currently receiving funding from Porticus?	872
Which of the following best describes the pattern of your organization's funding relationship with Porticus?	871
Custom Questions	
To what extent do you agree with the following statements about how Porticus works with you:	

Question Text	Number of Responses
Porticus staff demonstrate commitment to participatory practices in their work with us	885
Porticus staff exhibit and apply knowledge on Gender Equity and Social Inclusion in their work with us	875
Porticus demonstrates commitment to long-term goals	881
Porticus demonstrates willingness to support partners to take risks and innovate	883
I feel comfortable being candid in sharing my organisation's successes and difficulties in the Learning conversations with Porticus	889
To what extent do you agree with the following statement: Porticus-supported MEL efforts have been beneficial to our work. (If you have not participated in Porticus-supported MEL efforts, please select 'N/A/Don't know').	455
Please rate the extent to which you agree with the following statements about Porticus' safeguarding requirements?	
Porticus' safeguarding requirements are useful	719
Porticus' safeguarding requirements are reasonable	719

About CEP and Contact Information

The Center for Effective Philanthropy's mission is to provide data, feedback, programs, and insights to help individual and institutional donors improve their effectiveness. We do this work because we believe effective donors, working collaboratively and thoughtfully, can profoundly contribute to creating a better and more just world.

CEP pursues this mission through several core activities:

Assessment and Advisory Services: Our [assessments](#) provide actionable insights on funders' work with and influence on key stakeholders through comparative benchmarking. Our assessments include the Grantee and Declined Applicant Perception Reports (GPR/APR), Donor Perception Report (DPR) for community foundations, and Staff Perception Report (SPR) for foundation staff. Our customized [advisory projects](#) offer data-driven services to help funders answer pressing questions about their work.

CEP Learning Institute: The [CEP Learning Institute](#) draws on CEP's rigorous research and decades of experience advising foundations to offer learning cohorts, trainings, and custom workshops for individuals and groups looking to improve philanthropic practice.

Programming and External Relations: CEP works to promote philanthropic effectiveness through resources such as our [website](#), [blog](#), [podcast](#), [newsletter](#), speaking engagements, social media, free webinars, and biennial national conferences.

Research: CEP's research provides data-based insights about effective foundation practices and trends in the philanthropic sector. All of CEP's research reports can be downloaded for free at our online [resource library](#).

YouthTruth: The [YouthTruth](#) initiative partners with schools, districts, states, educational organizations, and education funders to enhance learning for all young people through validated survey instruments for students, families, and staff, as well as tailored advisory services.

Contact Information

Natalia Kirytopoulou
Lead for Global Assessment and Advisory Services, Assessment and Advisory Services
nataliak@cep.org

Emily Radwin
Associate Manager, Assessment and Advisory Services
emilyr@cep.org

Max Miller
Senior Analyst, Assessment and Advisory Services
maxm@cep.org